

TECHNICAL MANUAL

**ORGANIZATIONAL MAINTENANCE
REPAIR PARTS AND SPECIAL TOOLS LIST**

**COMPRESSOR, AIR, RECIPROCATING
POWER DRIVEN 15 CFM, 3500 PSI,
4 WHEEL MOUNTED, WINTERIZED
(STEWART-WARNER MODEL 12021A)**

NSN 4310-00-231-5513

HEADQUARTERS, DEPARTMENT OF THE ARMY

6 JANUARY 1984

TECHNICAL MANUAL

No. 5-4310-346-20P

HEADQUARTERS
DEPARTMENT OF THE ARMY
WASHINGTON, D.C. 6 January 1984

ORGANIZATIONAL MAINTENANCE
REPAIR PARTS AND SPECIAL TOOLS LIST
COMPRESSOR, AIR, RECIPROCATING
POWER DRIVEN 15 CFM, 3500 PSI,
4 WHEEL MOUNTED, WINTERIZED
(STEWART-WARNER MODEL 12021A)
NSN 4310-00-231-5513

Current as of 6 November 1983

REPORTING OF ERRORS AND RECOMMENDING IMPROVEMENTS

You can help improve this manual. If you find any mistake or if you know of a way to improve the procedure, please let us know. Mail your letter, DA Form 2028 (Recommended Changes to Publications and Blank Forms) direct to: Commander, US Army Troop Support Command, ATTN: DRSTR-MPSD, 4300 Goodfellow Blvd., St. Louis, MO 63120. A reply will be furnished to you.

TABLE OF CONTENTS

	Listing Page	Illus Figure
SECTION I. INTRODUCTION	1	
II. REPAIR PARTS LIST	11	
Group 01. BODY, CAB, HOOD AND HULL		
Cover assembly and door	11	1
Panels, fuel tank and tool box assembly	13	2
02. FUEL SYSTEM		
Fuel system	15	4
Fuel system components	17	5
03. EXHAUST SYSTEM		
Engine exhaust and accessories	19	6
04. COMPRESSOR DRIVE		
05. ELECTRICAL		
Panel lights	21	8
Interior light and solenoid cable	23	9
Control panel-wiring and electrical components	25	10
Control panel-wiring and cables	27	11

*This manual supersedes TM 5-4310-346-20P, dated 23 May 1973, including all changes.

TABLE OF CONTENTS - Continued

	Listing Page	Illus Figure
Battery box	29	12
06. ENGINE		
Engine, and accessories	31	13
07. CLUTCH.....		
08. WINTERIZATION EQUIPMENT		
Winterization components	33	16
Heater and related parts	35	17
09. GAUGES		
Gauges and Discharge Fittings	37	20
Filter, hose and discharge fittings	39	21
Gauge tubing	41	22
10. PNEUMATIC EQUIPMENT		
Compressor air cleaner.....	43	23
Compressor assembly, adapter, mounts and oil drain	45	24
Compressor vent filter element and dipstick	47	25
Compressor oil filter and switch	49	26
Tube clamps and mounting hardware.....	51	27
11. UNLOADING SYSTEM.....		
Relief valves, lines and fittings	53	34
Moisture separator and relief valves	55	35
Moisture separator	57	36
Dump valves	60	37
12. COMPRESSOR COOLING.....		
13. AIR RECEIVER.....		
Air reservoir components.....	65	41
14. AIR DISCHARGE		
Tubes and fittings-manifold.....	67	42
15. ACCESSORY GROUP		
Filter hose and discharge fittings	69	43
16. DATA PLATES		
Data plates	71	44
Control panel-data plates.....	73	46
17. FRONT AXLE		
Front axle and draw bar	75	47
18. REAR AXLE.....		
Frame, running gear unit, tires, tubes and Components	77	48
19. BRAKES.....		
20. WHEELS		
Wheels, tires, tubes, hub and components.....	79	50
Brake drum and components	81	51
21. FRAME, DRAWBAR AND TOWING ATTACHMENT		
Frame and pintle.....	83	52
Section III. Special Tools List (Not Applicable).....	84	
Section IV. National Stock Number and Part Number Index	84	

ORGANIZATIONAL MAINTENANCE
REPAIR PARTS AND SPECIAL TOOLS LIST
(INCLUDING DEPOT MAINTENANCE REPAIR PARTS AND SPECIAL TOOLS)

Section I. INTRODUCTION

1. Scope.

This manual lists spares and repair parts; special tools; special test, measurement, and diagnostic equipment (TMDE), and other special support equipment required for performance of organizational, maintenance of the air compressor. It authorizes the requisitioning and issue of repair parts as indicated by the source and maintenance codes.

2. General.

This Repair Parts and Special Tools List is divided into the following sections:

a. Section II. Repair Parts List. A list of spares and repair parts authorized for use in the performance of maintenance. The list also includes parts which must be removed for replacement of the authorized parts. Parts lists are composed of functional groups in numeric sequence, with the parts in each group listed in figure and item number sequence. Bulk materials are listed in NSN sequence.

b. Section III Special Tools List. A list of special tools, special TMDE, and other special support equipment authorized for the performance of maintenance. (Not Applicable.)

c. Section IV. National Stock Number and Part Number Index. A list, in National Item Identification Number (NIIN) sequence, of all National Stock Numbers (NSN) appearing in the listings, followed by a list in alphanumeric sequence of all part numbers appearing in the listings. National stock numbers and part numbers are cross-referenced to each illustration figure and item number appearance. This index is followed by a cross-reference list of reference designators to figure and item numbers.

3. Explanation of Columns.

a. Illustration. This column is divided as follows:

(1) **Figure Number.** Indicates the figure number of the illustration on which the item is shown.

(2) **Item Number.** The number used to identify item called out in the illustration.

b. Source, Maintenance and Recoverability (MR) Codes.

(1) **Source Code.** Source codes indicate the manner of acquiring support items for maintenance, repair or overhaul of end items. Source codes are entered in the first and second positions of the Uniform SMR Code format as follows:

(2) Maintenance Code. Maintenance codes are assigned to indicate the levels of maintenance authorized to USE and REPAIR support items. The maintenance codes are entered in the third and fourth positions of the Uniform SMR Code format as follows:

(a) The maintenance code entered in the third position will indicate the lowest maintenance level authorized to remove, replace and use the support item. The maintenance code entered in the third position will indicate one of the following levels of maintenance:

Code	Application/Explanation
C	Crew or operator maintenance performed within organizational maintenance.
O	Support item is removed, replaced, used at the organizational level.
F	Support item is removed, replaced, used at the direct support level.
H	Support item is removed, replaced, used at the general support level.
D	Support items that are removed, replaced, used at depot, mobile depot, or specialized repair activity only.

(b) The maintenance code entered in the fourth position indicates whether the item is to be repaired and identifies the lowest maintenance level with the capability to perform complete repair (i.e., all authorized maintenance functions). This position will contain one of the following maintenance codes:

Code	Application/Explanation
O	The lowest maintenance level capable of complete repair of the support item is the organizational level.
F	The lowest maintenance level capable of complete repair of the support item is the direct support level.
H	The lowest maintenance level capable of complete repair of the support item is the general support level.
D	The lowest maintenance level capable of complete repair of the support item is the depot level.
L	Repair restricted to designated Specialized Repair Activity.
Z	Nonreparable. No repair is authorized.
B	No repair is authorized. The item may be reconditioned by adjusting, lubricating, etc., at the user level. No parts or special tools are procured for the maintenance of this item.

(3) Recoverability Code. Recoverability codes are assigned to support items to indicate the disposition action on unserviceable items. The recoverability code is entered in the fifth position of the Uniform SMR Code format as follows:

Recoverability Code	Definition
Z	Nonreparable item. When unserviceable, condemn and dispose at the level indicated in position 3.
O	Reparable item. When uneconomically repairable, condemn and dispose at organizational level.
F	Reparable item. When uneconomically repairable, condemn and dispose at the direct support level.

Code	Definition
PA	Item procured and stocked for anticipated or known usage.
PB	Item procured and stocked for insurance purposes because essentiality dictates that a minimum quantity be available in the supply system.
PC	Item procured and stocked and which otherwise would be coded PA except that it is deteriorative in nature.
PD	Support item, excluding support equipment, procured for initial issue or outfitting and stocked only for subsequent or additional initial issues or outfittings. Not subject to automatic replenishment.
PE	Support equipment procured and stocked for initial issue or outfitting to specified maintenance repair activities.
PF	Support equipment which will not be stocked but which will be centrally procured on demand.
PG	Item procured and stocked to provide for sustained support for the life of the equipment. It is applied to an item peculiar to the equipment which, because of probable discontinuance or shut-down of production facilities, would prove uneconomical to reproduce at a later time.
KD	An item of a depot overhaul/repair kit and not purchased separately. Depot kit defined as a kit that provides items required at the time of overhaul or repair.
KF	An item of a maintenance kit and not purchased separately. Maintenance kit defined as a kit that provides an item that can be replaced at organizational or intermediate levels of maintenance.
KB	Item included in both a depot overhaul/repair kit and a maintenance kit.
MO	Item to be manufactured or fabricated at the organizational level.
MF	Item to be manufactured or fabricated at the direct support maintenance level.
MH	Item to be manufactured or fabricated at the general support maintenance level.
MD	Item to be manufactured or fabricated at the depot maintenance level.
AO	Item to be assembled at organizational level.
AF	Item to be assembled at the direct support maintenance level.
AH	Item to be assembled at general support maintenance level.
AD	Item to be assembled at depot maintenance level.
XA	Item is not procured or stocked because the requirements for the item will result in the replacement of the next higher assembly.
XB	Item is not procured or stocked. If not available through salvage, requisition.
XC	Installation drawing, diagram, instruction sheet, field service drawing, that is identified by manufacturer's part number.
XD	A support item that is not stocked. When required, item will be procured through normal supply channels.

NOTE

Cannibalization or salvage may be used as a source of supply for any items coded above except those coded XA and support items as restricted by AR 700-42.

- H Repairable item. When uneconomically repairable, condemn and dispose at the general support level.
- D Repairable item. When beyond lower level repair capability, return to depot. Condemnation and disposal not authorized below depot level.
- L Repairable item. Repair, condemnation, and disposal not authorized below depot/specialized repair activity level.
- A Item requires special handling or condemnation procedures because of specific reasons (i.e., precious metal content, high dollar value, critical material or hazardous material). Refer to appropriate manuals/directives for specific instructions.

c. National Stock Number. Indicates the National stock number assigned to the item and which will be used for requisitioning.

d. Part Number. Indicates the primary number used by the manufacturer (individual, company, firm, corporation, or Government activity), which control the design and characteristics of the item by means of its engineering drawings, specifications standards, and inspection requirements to identify an item or range of items.

NOTE

When a stock numbered item is requisitioned, the item received may have a different part number than the part being replaced.

e. Federal Supply Code for Manufacturer (FSCM). The FSCM is a 5-digit numeric code listed in SB 708-42 which is used to identify the manufacturer, distributor, or Government agency, etc.

f. Description. Indicates the Federal item name and, if required, a minimum description to identify the item. Items that are included in kits and sets are listed below the name of the kit or set, with the quantity of each item in the kit or set indicated in the quantity incorporated in unit column.

g. Unit of Measure (U/M). Indicates the standard of the basic quantity of the listed item as used in performing the actual maintenance function. This measure is expressed by a two-character alphabetical abbreviation (e.g., ea, in., pr, etc.). When the unit of measure differs from the unit of issue, the lowest unit of issue that will satisfy the required units of measure will be requisitioned.

h. Quantity Incorporated in Unit. Indicates the quantity of the item used in the breakout shown on the illustration figure, which is prepared for a functional group, subfunctional group, or an assembly. A "V" appearing in this column in lieu of a quantity indicates that no specific quantity is applicable (e.g., shims, spacers, etc.).

4. Special information.

a. Bulk material required to manufacture items are listed in the Bulk Material Group of this manual.

b. Detailed assembly instructions for items source coded to be assembled are found in TM 5-4310-346-20. Assembly components are listed immediately following the item to be assembled.

c. Repair parts kits and gasket sets appear as the last entries in the repair parts listing for the figure in which its parts are listed as repair parts.

d. The following publication pertains to Air Compressor and its components:

Publication and Short Title

TM 5-4310-346-12	Operator and Organizational Maintenance Manual.
TM 5-2805-259-14	Operator, Organizational, Direct Support, and General Support Maintenance Manual. (Engine, Gasoline).
TM 5-2805-259-24P	Organizational, Direct Support and General Support Repair Parts and Special Tools List. (Engine, Gasoline).
TM 5-4310-346-34P	Direct Support and General Support Maintenance Repair Parts and Special Tools List.
TM 5-4310-346-34	Direct Support and General Support Maintenance Manual.
LO 5-4310-346-12	Lubrication Order.

The illustrations in this manual are identical to those published in TM 5-4310-346-34P. Only those parts assigned the third position SMR maintenance code "C" or "O" are listed in the tabular listing; therefore, there may be a break in the item number sequence. Only illustrations containing organizational authorized items appear in this manual.

5. How to Locate Repair Parts.

a. *When National Stock Number or Part Number is Unknown:*

(1) Using the table of contents, determine the assembly group within which the repair part belongs. This is necessary since illustrations are prepared for assembly groups, and listings are divided into the same groups.

(2) Find the illustration covering the assembly group to which the repair part belongs.

(3) identify the repair part on the illustration and note the illustration figure number and item number of the repair part.

(4) Using the Repair Parts Listing, find the assembly group to which the repair part belongs and locate the illustration figure and item number noted on the illustration.

b. *When National Stock Number or Part Number is Known.*

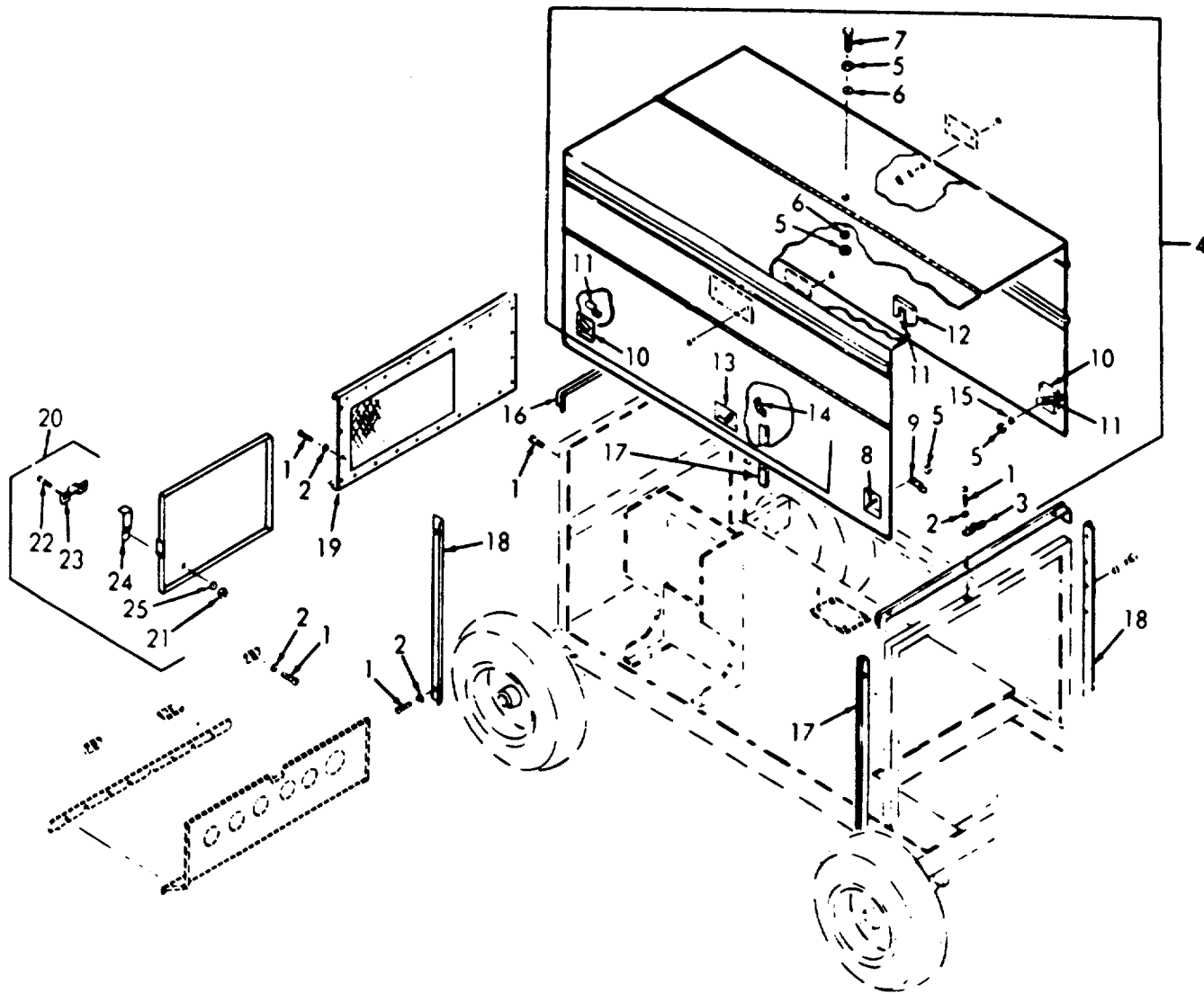
(1) **First.** Using the Index of National Stock Numbers and Part Numbers, find the pertinent National stock number or part number. This index is in NIIN sequence followed by a list of part numbers in alphanumeric sequence, cross-referenced to the illustration figure number and item number.

(2) **Second.** After finding the figure and item number, locate the figure and item number in the repair parts list.

6. Abbreviations.

<i>Abbreviations</i>	<i>Explanation</i>
ASSY	assembly
AUX	auxiliary
BHD	bulkhead
COMPR	compressor
DIA	diameter
ENG	engine
EXT	exterior
FIL	filister
GFE	government furnished equipment
GND	ground
HEX	hexagon
HD	head
HR	hour
HSG	housing
IDEN T	identification
IN	inches
IND	indicator
INT	interior
LG	long
LT	light
MACH	machine
MED	medium
MOIST	moisture
MTG	mounting
MTR	meter
NO	number
PNL	panel
RET	retaining
SOC	socket
SOL	solenoid

<i>Abbreviations</i>	<i>Explanation</i>
SOV	shut off valve
ST	start
STD	standard
SW	switch
SYS	system
W/	with
W/O	without



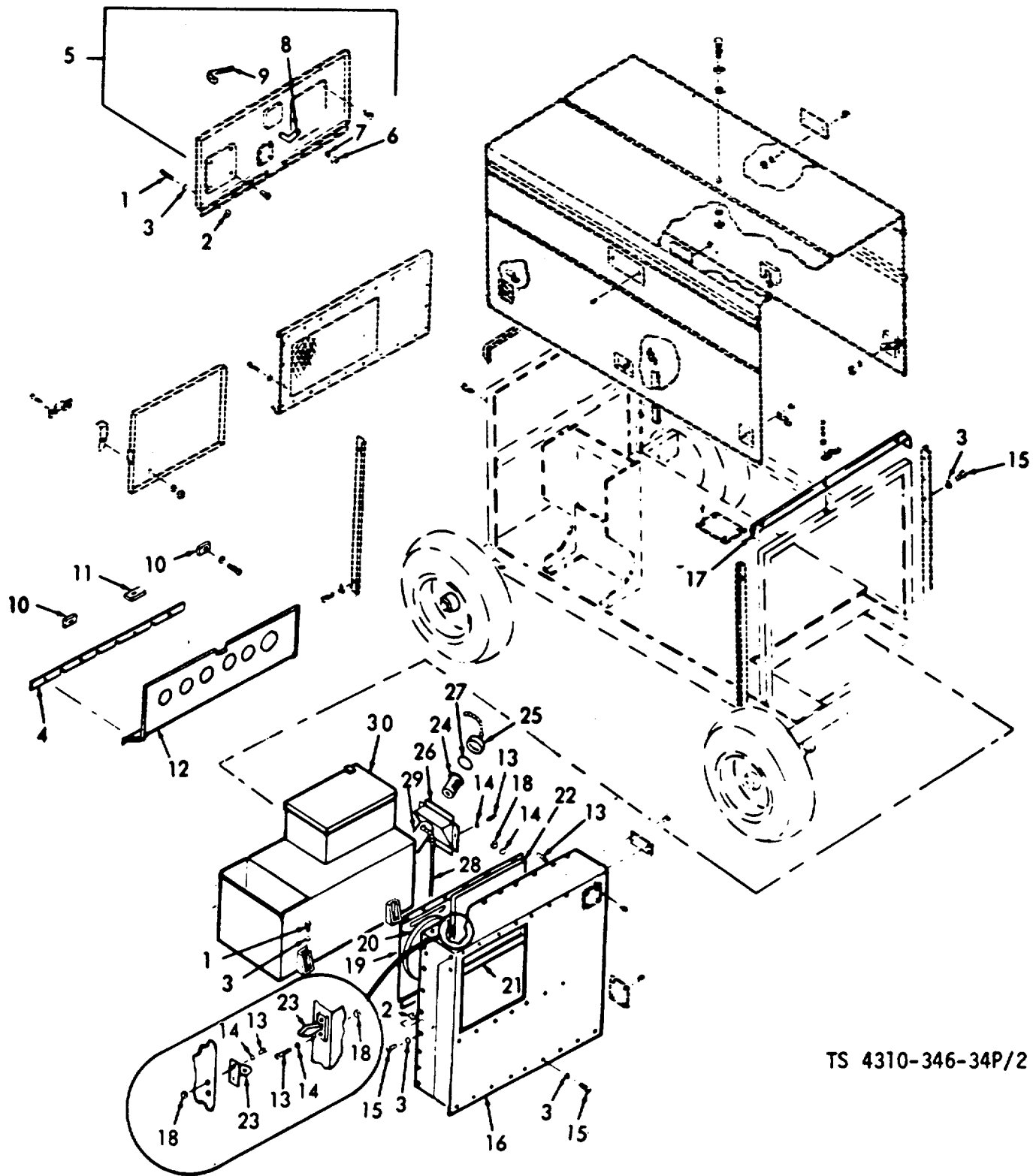
TS 4310-346-34P/1

Figure 1. Cover Assembly and Door.

SECTION II

TM 5-4310-346-20P

(1) ILLUSTRATION		(2)	(3)	(4)	(5)	(6)	(7)	(8)
(a) FIG NO.	(b) ITEM NO.	SMR CODE	NATIONAL STOCK NUMBER	FSCM	PART NUMBER	DESCRIPTION	U/M	QTY INC IN UNIT
						USABLE ON CODE		
						GROUP 01 BODY, CAB, HOOD AND HULL		
1	1	PAOZZ	5305-00-990-6444	96506	MS35207-261	SCREW	EA	58
1	2	PAOZZ	5310-00-045-3296	96506	MS35338-43	WASHER, LOCK.....	EA	56
1	3	XBOZZ		78385	G747790	HOLDOWN	EA	2
1	4	XBOZZ		78385	G704823	COVER ASSEMBLY	EA	1
1	5	PAOZZ	5310-00-997-1888	96906	MS35649-2252	NUT	EA	10
1	6	PAOZZ	5310-00-141-1795	88044	AN960-416	WASHER, FLAT	EA	4
1	7	PAOZZ	5305-00-225-3840	96906	MS90725-7	SCREW, CAP, HEXAGON HEAD	EA	2
1	8	XBOZZ		78385	G704782-4	HANDLE	EA	2
1	9	XBOZZ		78385	G704781-2	CATCH	EA	2
1	10	XBOZZ		78385	G704782-3	HANDLE.....	EA	2
1	11	XBOZZ		78358	704781-1	CATCH.....	EA	2
1	12	XBOZZ		78385	G704782-2	HANDLE.....	EA	1
1	13	XBOZZ		78358	G704782-1	HANDLE.....	EA	1
1	14	XBOZZ		78385	704780	CATCH.....	EA	2
1	15	PAOZZ	5310-00-582-5965	96906	MS53338-44	WASHER, LOCK.....	EA	6
1	16	XBOZZ		78385	704787	RAINSHIELD, REAR, TOP.....	EA	1
1	17	XBOZZ		78385	704794-2	RAINSHIELD, SIDE.....	EA	2
1	18	XBOZZ		78385	704794-3	RAINSHIELD.....	EA	2
1	19	XBOZZ		78385	G704800	PANEL, BACK, AIR.....	EA	1
1	20	XBOZZ		78385	G704793	DOOR, BACK, PANEL.....	EA	1
1	21	PAOZZ	5310-00-934-9751	96906	MS35650-302	NUT	EA	2
1	22	XDOZZ	5305-00-088-9044	96906	MS35207-260	SCREW, MACHINE	EA	2
1	23	XBOZZ		78385	704816-1	GUIDE, LATCH.....	EA	1
1	24	XBOZZ		78385	704816-2	LATCH	EA	1
1	25	PAOZZ	5310-00-045-3296	96906	MS35338-43	WASHER, LOCK.....	EA	2



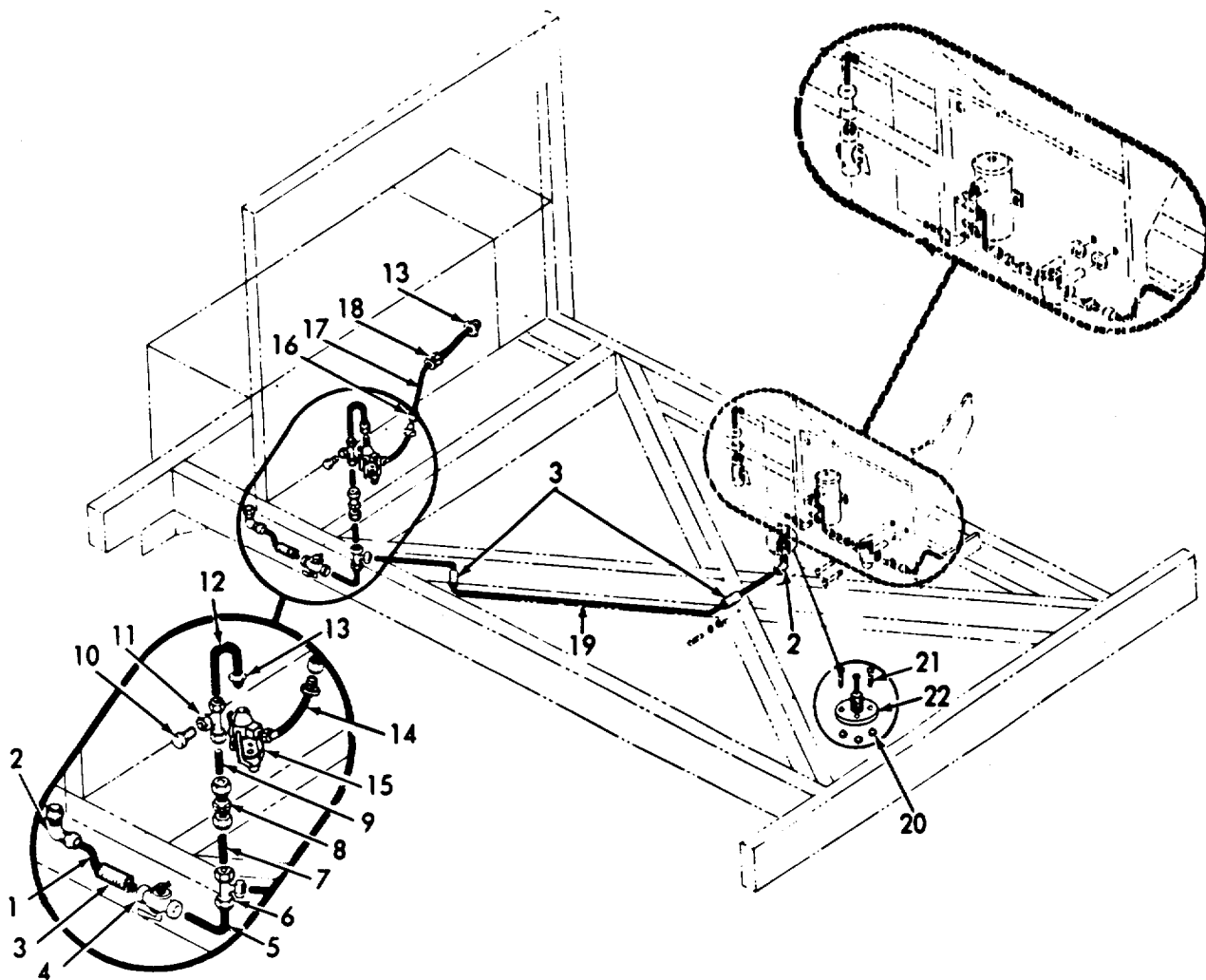
TS 4310-346-34P/2

Figure 2. Panels, Fuel Tank and Tool Box Assembly.

SECTION II

TM 5-4310-346-20P

(1) ILLUSTRATION		(2)	(3)	(4)	(5)	(6)	(7)	(8)
(a) FIG NO.	(b) ITEM NO.	SMR CODE	NATIONAL STOCK NUMBER	FSCM	PART NUMBER	DESCRIPTION	U/M	QTY INC IN UNIT
						USABLE ON CODE		
2	1	PAOZZ	5305-00-068-0502	96906	MS90725-6	SCREW	EA	12
2	2	PAOZZ		96906	MS25649-2252	NUT	EA	30
2	3	PAOZZ	5310-00-582-5965	96906	MS35338-44	WASHER, LOCK	EA	45
2	4	XBOZZ		78385	704811-3	GASKET	EA	1
2	5	XBOZZ		78385	G704827	DOOR, CONTROL PANEL	EA	1
2	6	PAOZZ	5310-00-997-1888	96906	MS35649-2252	NUT	EA	1
2	7	PAOZZ	5310-00-582-5965	96506	MS35338-44	WASHER, LOCK	EA	1
2	8	XBOZZ		78385	G704832	CATCH AND LEVER	EA	1
2	9	XBOZZ		78385	G704782-3	HANDLE	EA	1
2	10	XBOZZ		78385	704811-1	GASKET	EA	2
2	11	XBOZZ		78385	704811-2	GASKET	EA	1
2	13	PAOZZ	5305-00-984-4584	96906	MS535206-227	SCREW	EA	30
2	14	PAOZZ	5310-00-045-4001	96906	MS35338-41	WASHER, LOCK	EA	30
2	15	PAOZZ	5305-00-068-0501	96906	M590725-5	SCREW	EA	33
2	16	XBOZZ		78385	704786	PANEL, FRONT	EA	1
2	17	XBOZZ		78385	704794-1	RAINSHIELD	EA	1
2	18	PAOZZ	5310-00-934-9747	96906	MS35649-262	NUT	EA	18
2	19	XBOZZ		78385	704798	PANEL, FRONT, AIR	EA	1
2	20	XBOZZ		78385	4457-0029	COUPLING, AIR PANEL	EA	1
2	21	XBOZZ		78385	704796	SPACER	EA	2
2	22	XBOZZ		78385	G704797	DOOR, AIR PANEL,	EA	1
2	23	XBOZZ		01930	9700-2G	LATCH AND LOCK	EA	1
2	24	PAOZZ	2910-00-115-0471	78252	2343B053	STRAINER, FUEL	EA	1
2	25	PAOZZ	2910-00-175-9574	78385	657-0013-13	CAP, FUEL, FILLER	EA	1
2	26	XBOZZ		78385	G704809	ADAPTER, FUEL PIPE	EA	1
2	27	XDOZZ	5330-00-435-7035	78385	704833	GASKET	EA	1
2	28	XBOZZ		78385	4280558	TUBE, VENT.....	EA	1
2	29	PAOZZ	4730-00-287-1766	79470	69X4	ELBOW.....	EA	1
2	30	XBOZZ		78385	657-0013	FUEL TANK AND TOOL BOX ASSEMBLY.....	EA	1



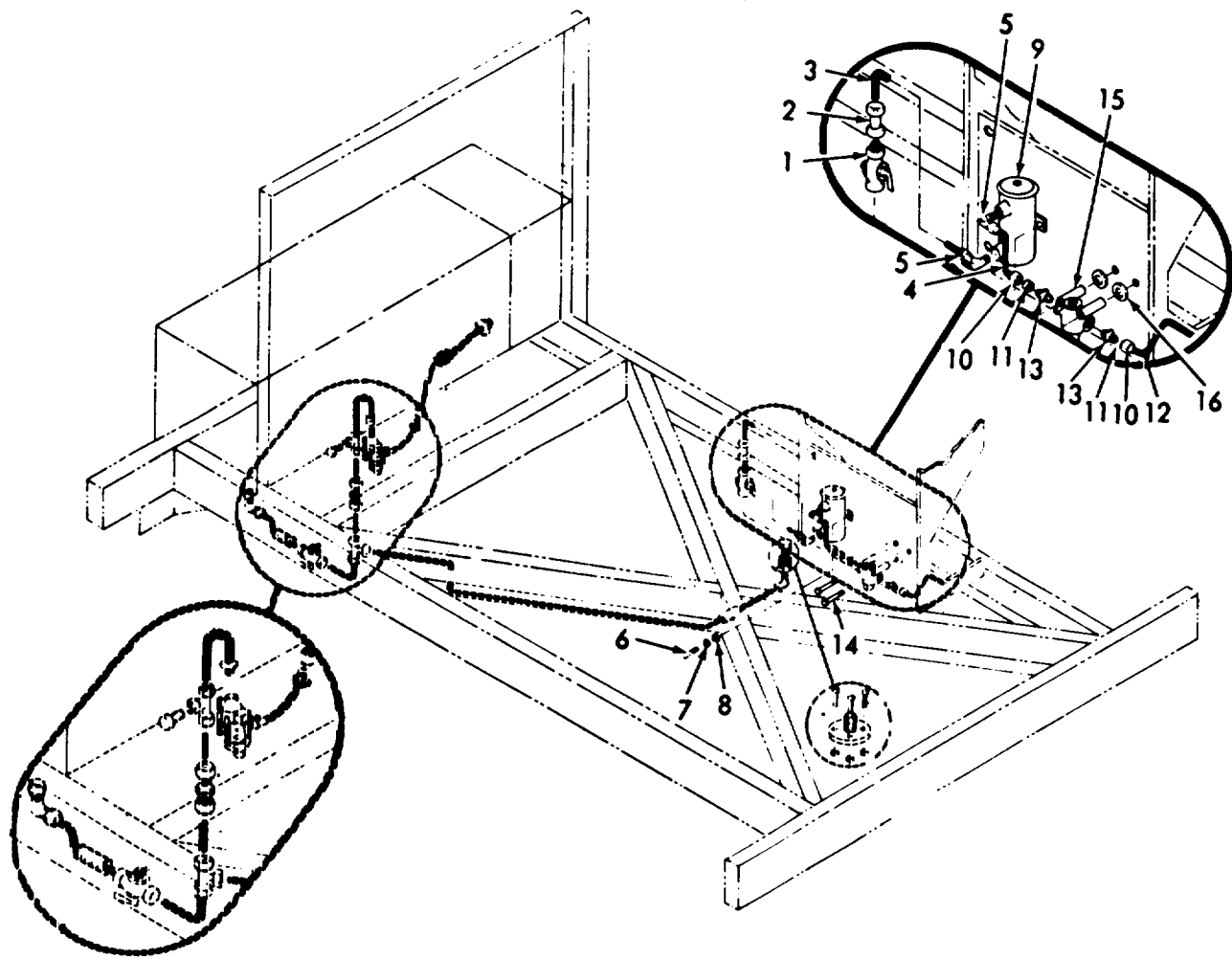
TS 4310-346-34P/4

Figure 4. Fuel System.

SECTION II

TM 5-4310-346-20P

(1) ILLUSTRATION		(2)	(3)	(4)	(5)	(6)	(7)	(8)
(a) FIG NO.	(b) ITEM NO.	SMR CODE	NATIONAL STOCK NUMBER	FSCM	PART NUMBER	DESCRIPTION	U/M	QTY INC IN UNIT
						USABLE ON CODE		
						GROUP 02 FUEL SYSTEM		
4	1	XDOZZ	4710-00-196-2209	78385	428-0580	TUBE, FUEL TANK TO SOV	EA	1
4	2	PAOZZ	4730-00-278-4740	79470	69X5	ELBOW	EA	2
4	3	XBOZZ		78385	468-0091-1	SLEEVE	EA	3
4	4	PAOZZ	4820-00-929-0726	79470	A6774	VALVE, SHUTOFF	EA	1
4	5	XDOZZ	4710-00-175-9325	78385	428-0581	TUBE, SOV TO TEE	EA	1
4	6	PAOZZ	4730-00-287-1691	79470	64X5	TEE	EA	1
4	7	XDOZZ	4730-00-175-9323	78385	428-0619	TUBE, TEE TO BULKHEAD UNION	EA	1
4	8	PAOZZ	4730-00-410-5490	79470	74X5	UNION BULKHEAD	EA	1
4	9	XDOZZ	4710-00-175-9323	78385	428-0582	TUBE, BHD UNION TO AUX TEE.....	EA	1
4	10	XBOZZ		78385	485290	PLUG, PIPE	EA	1
4	11	XDOZZ	4730-00-410-4408	75833	5540EE2	TEE	EA	1
4	12	XDOZZ	4710-00-410-4408	78385	428-0583	TUBE, AUX TEE TO FILTER.....	EA	1
4	13	PAOZZ	4730-00-270-4613	79470	68X5	CONNECTOR, MALE.....	EA	2
4	14	XDOZZ	4720-00-024-3972	79470	00904B102102-8	HOSE.....	EA	1
4	15	PAOZZ	2910-00-905-9792	96906	MS51086-1	FILTER, AUXILIARY, FUEL.....	EA	1
4	16	PADZZ	4730-00-274-8520	79470	66X5	CONNECTOR, FEMALE	EA	1
4	17	XDOZZ	4710-00-175-9322	78385	428-0584	TUBE, HOSE TO ENGINE CARBURETOR	EA	1
4	18	XBOZZ		96906	MS35490-10	GROMMET, SPLIT	EA	1
4	19	XDOZZ	4710-00-175-9321	78385	428-0585	TUBE, FUEL TANK TO HEATER	EA	1
4	20	PAOZZ	5310-00-789-0398	78385	487370	NUT, 10-32 LOCKWASHER.....	EA	3
4	21	PAOZZ	5305-00-059-3659	96906	MS51958-63	SCREW, 10-32 X 7/16 PAN HD.....	EA	3
4	22	XBOZZ		78385	G704384	PLATE AND ADAPTER ASSEMBLY	EA	1



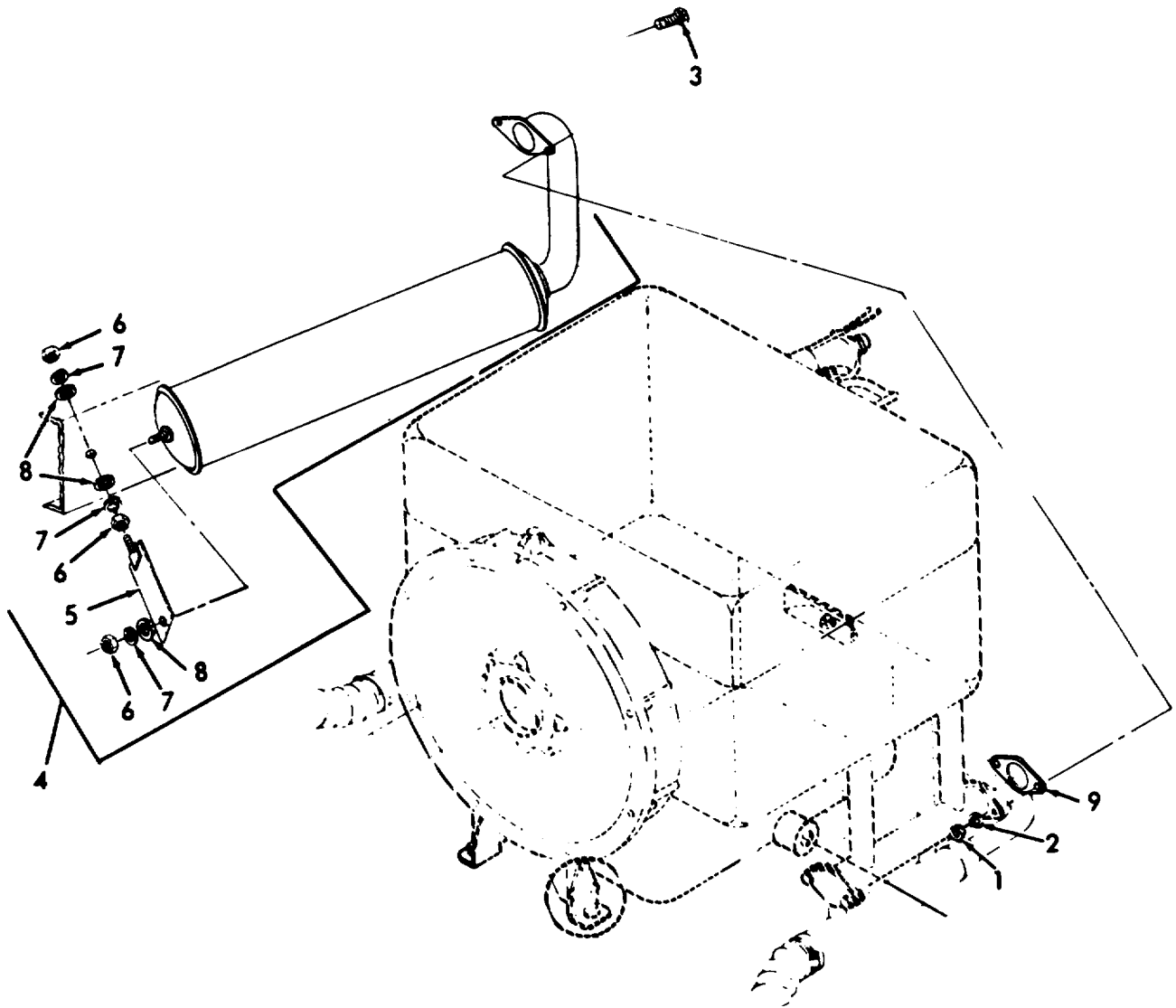
TS 4310-346-34P/5

Figure 5. Fuel System Components.

SECTION II

TM 5-4310-346-20P

(1) ILLUSTRATION		(2)	(3)	(4)	(5)	(6)	(7)	(8)
(a) FIG NO.	(b) ITEM NO.	SMR CODE	NATIONAL STOCK NUMBER	FSCM	PART NUMBER	DESCRIPTION	U/M	QTY INC IN UNIT
						USABLE ON CODE		
5	1	PAOZZ	4820-00-741-6960	78385	484249	COCK, SHUTOFF	EA	1
5	2	XBOZZ		79470	66X3	CONNECTOR, FEMALE.....	EA	1
5	3	XDOZZ	4710-00-175-9316	78385	428-0591	TUBE, SHUT-OFF VALVE, SHUT-OFF COCK TO FUEL PUMP	EA	1
5	4	XDOZZ	4713-00-175-9315	78385	428-0592	TUBE, FUEL PUMP TO FILTER	EA	1
5	5	PAOZZ	4730-00-278-0187	30327	69F3-16X1-8	ELBOW, TUBING.....	EA	2
5	6	PAOZZ	5305-00-068-0501	96906	MS90725-5	SCREW	EA	2
5	7	PAOZZ	5310-00-209-0786	96906	MS35335-33	WASHER, LOCK, 1/4 EXT TOOTH	EA	2
5	8	PAOZZ	5310-00-889-2528	96906	MS45904-68	WASHER, LOCK, 1/4 EXT INT-EXT TOOTH	EA	1
5	9	PAOZZ	2910-00-710-6054	96906	MS1321-1	PUMP, FUEL	EA	1
5	10	XBOZZ		78385	476623	NUT, COMPRESSION	EA	6
5	11	PAOZZ	4730-00-701-7737	78385	476624	SLEEVE, COMPRESSION	EA	6
5	12	PAOZZ	4710-00-483-1190	78385	428-0593	TUBE, BENT, METALLIC, FILTER TO HEATER.....	EA	1
5	13	XBOZZ		78385	703640	CONNECTOR	EA	2
5	14	PAOZZ	5306-00-182-2008	88044	AN3H17A	BOLT, 10-32 X 1-29/32.....	EA	2
5	15	PAOZZ	4330-00-025-3493	96906	MS51085-1	FILTER, HEATER FUEL.....	EA	1
5	16	XBOZZ		78385	468-03	SPACER	EA	2



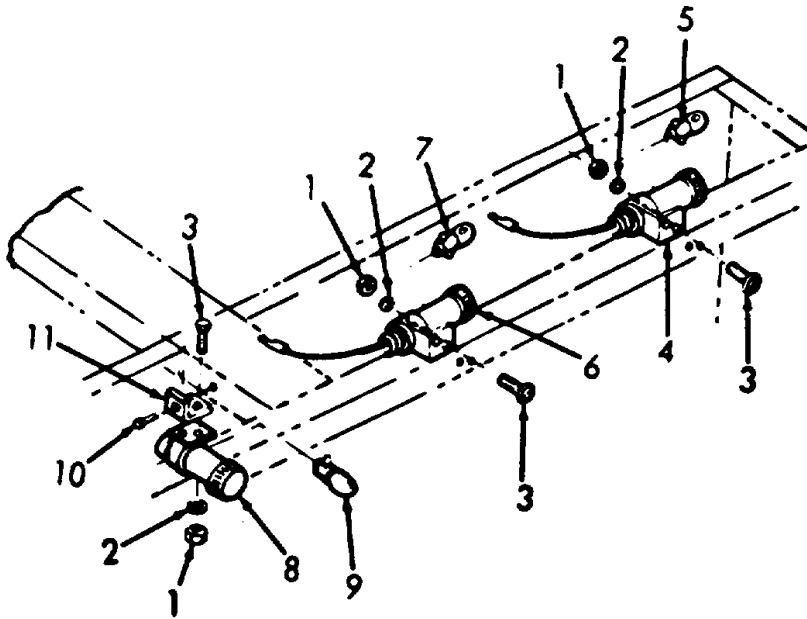
TS 4310-346-34P/6

Figure 6. Engine Exhaust and Accessories.

SECTION II

TM 5-4310-346-20P

(1) ILLUSTRATION		(2)	(3)	(4)	(5)	(6)	(7)	(8)
(a) FIG NO.	(b) ITEM NO.	SMR CODE	NATIONAL STOCK NUMBER	FSCM	PART NUMBER	DESCRIPTION	U/M	QTY INC IN UNIT
						USABLE ON CODE		
						GROUP 03 EXHAUST SYSTEM		
6	1	PAOZZ	5310-00-732-0558	96906	MS51967-B	NUT, PLAIN, HEXAGON, MUFFLER MTG	EA	2
6	2	PAOZZ		96906	MS35338-46	WASHER, LOCK, MUFFLER MTG	EA	2
6	3	PAOZZ	5305-00-269-3213	96906	MS90725-62	SCREW, MUFFLER MTG	EA	2
6	4	PAOZZ		78385	657-0016	MUFFLER	EA	1
6	5	XBOZZ		78385	4407-0102	STRIP AND SCREW ASSEMBLY	EA	1
6	6	PAOZZ	5310-00-056-3395	96906	MS35649-2382	NUT, PLAIN, HEXAGON	EA	3
6	7	PAOZZ	5310-00-637-9541	96906	M535338-46	WASHER, LOCK	EA	3
6	8	PAOZZ	5310-00-080-6004	96906	MS15795-214	WASHER, FLAT	EA	3
6	9	XDOZZ	5330-00-435-7060	78385	437-0348	GASKET	EA	1



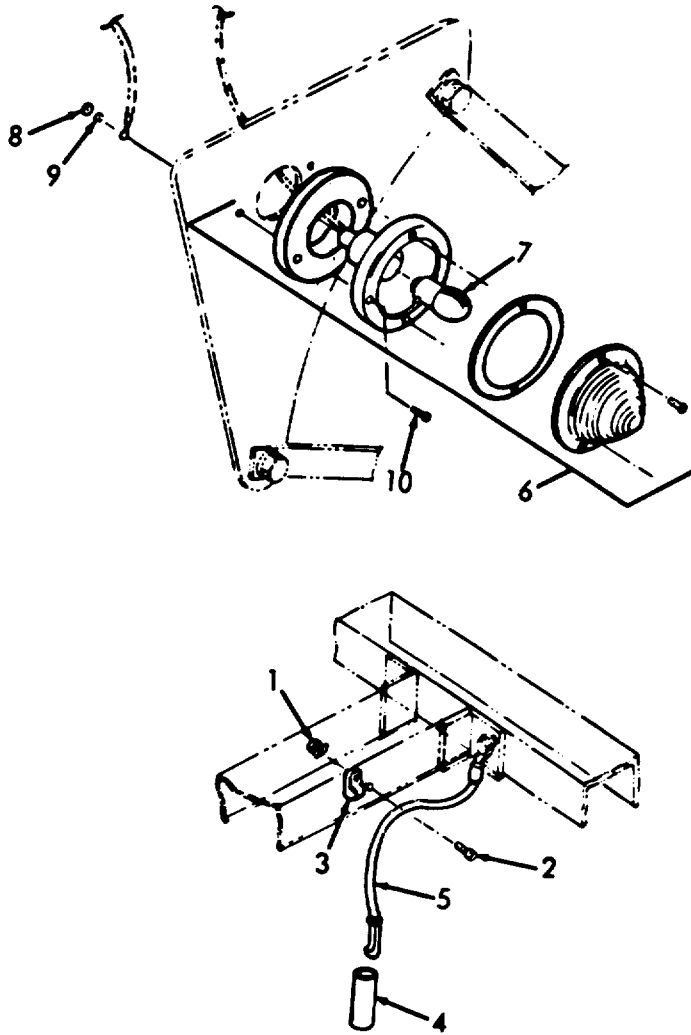
TS 4310-346-20P/8

Figure 8. Panel Lights

SECTION II

TM 5-4310-346-20P

(1) ILLUSTRATION		(2)	(3)	(4)	(5)	(6)	(7)	(8)
(a) FIG NO.	(b) ITEM NO.	SMR CODE	NATIONAL STOCK NUMBER	FSCM	PART NUMBER	DESCRIPTION	U/M	QTY INC IN UNIT
						USABLE ON CODE		
						GROUP 05 ELECTRICAL		
8	1	PAOZZ	5310-00-135-1116	78385	700860	NUT, SELF-LOCKING	EA	10
8	2	PAOZZ	5310-00-082-1404	96906	M527183-6	WASHER, FLAT	EA	10
8	3	XBOZZ		78385	76475	SCREW	EA	10
8	4	XDOZZ	6210-00-404-0558	78385	4445-0237-1	PANEL LIGHT AND CABLE ASSEMBLY	EA	2
8	5	PAOZZ	6240-00-266-9940	96506	P525231-1829	LAMP, 24V	EA	1
8	6	XDOZZ	6210-00-432-6182	78385	4445-0237-2	PANEL LIGHT.....	EA	2
8	7	PAOZZ	6210-00-266-9940	96906	MS25231-1829	LAMP, 24V	EA	1
8	8	XDOZZ	6210-00-432-6095	78385	4445-0237-3	PANEL LIGHT AND CABLE ASSEMBLY	EA	1
8	9	PAOZZ	6240-00-266-9940	96906	MS25231-1829	LAP, 24V.....	EA	1
8	1	PAOZZ	5305-00-135-1063	78385	701253	SCREW	EA	2
8	1	XBOZZ		78385	407-0462	BRACKET	EA	1



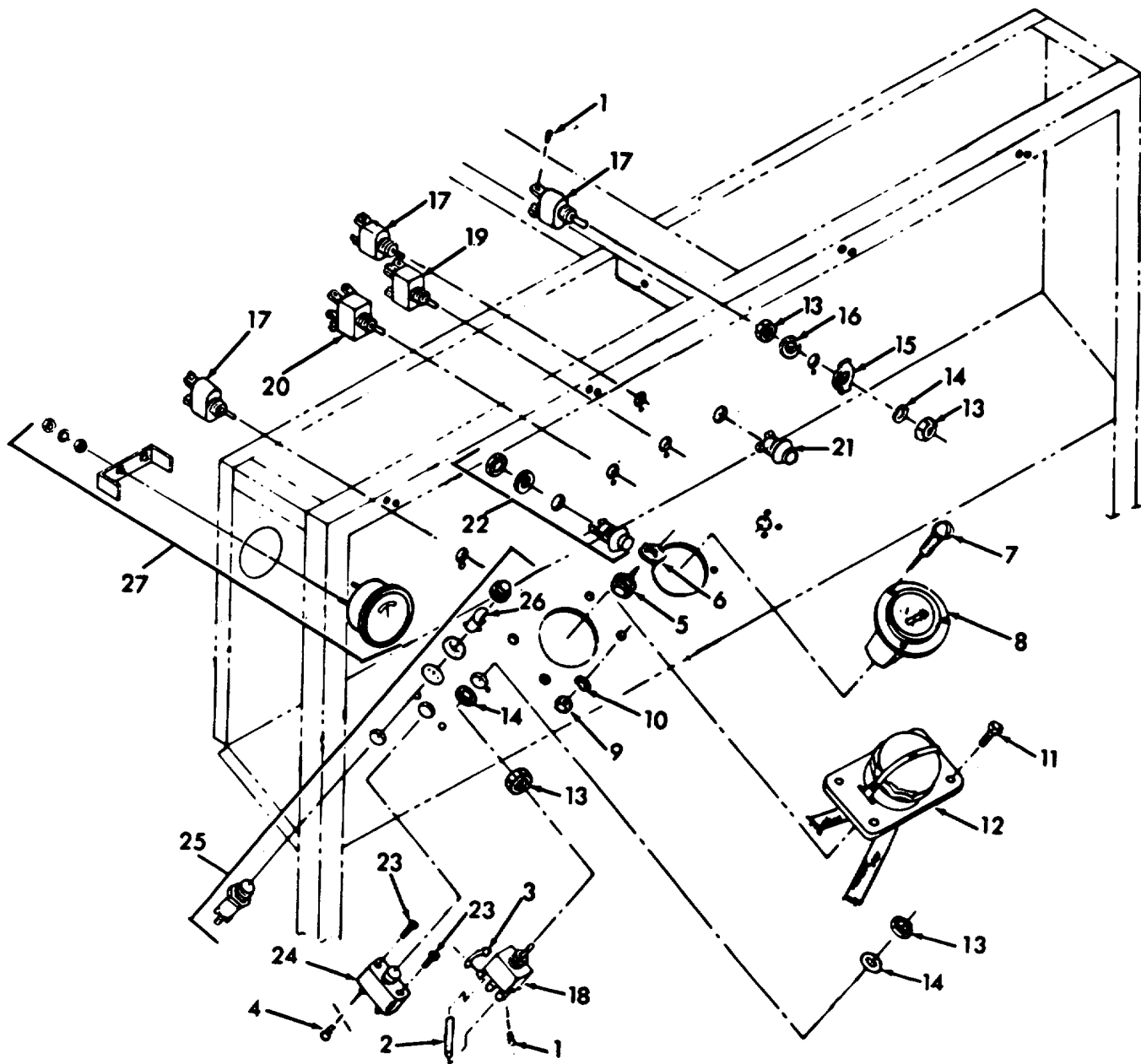
TS 4310-346-34P/9

Figure 9. Interior Light and Solenoid Cable.

SECTION II

TM 5-4310-346-20P

(1) ILLUSTRATION		(2)	(3)	(4)	(5)	(6)	(7)	(8)
(a) FIG NO.	(b) ITEM NO.	SMR CODE	NATIONAL STOCK NUMBER	FSCM	PART NUMBER	DESCRIPTION	U/M	QTY INC IN UNIT
						USABLE ON CODE		
9	1	PAOZZ	5310-00-789-0398	78385	487370	NUT, CLAMP MTG	EA	1
9	2	PAOZZ	5305-00-616-4831	96906	M535266-65	SCREW, CLAMP MTG	EA	1
9	3	PAOZZ	5340-00-565-0011	96506	MS21919DG2	CLAMP	EA	1
9	4	XBOZZ		78385	730011-2	INSULATION, ELECTRICAL	EA	1
9	5	XDOZZ	2920-00-432-1191	78385	4445-0251	CABLE ASSEMBLY, SOLENOID GND	EA	1
9	6	PAOZZ	6210-00-224-2886	78385	4445-0235	SERVICE LIGHT AND CABLE ASSEMBLY	EA	1
9	7	PAOZZ	6240-00-019-3102	08108	1203	LAMP, INCANDESCENT	EA	1
9	8	PAOZZ	5310-00-934-9747	96906	MS35649-262	NUT, PLAIN, HEXAGON, LIGHT MT	EA	3
9	9	PAOZZ	5310-00-209-0788	96906	MS35335-30	WASHER, LOCK	EA	3
9	10	PAOZZ	5305-00-889-3000	96906	MS35206-230	SCREW, 6-32 X 1/2 PAN HD	EA	2



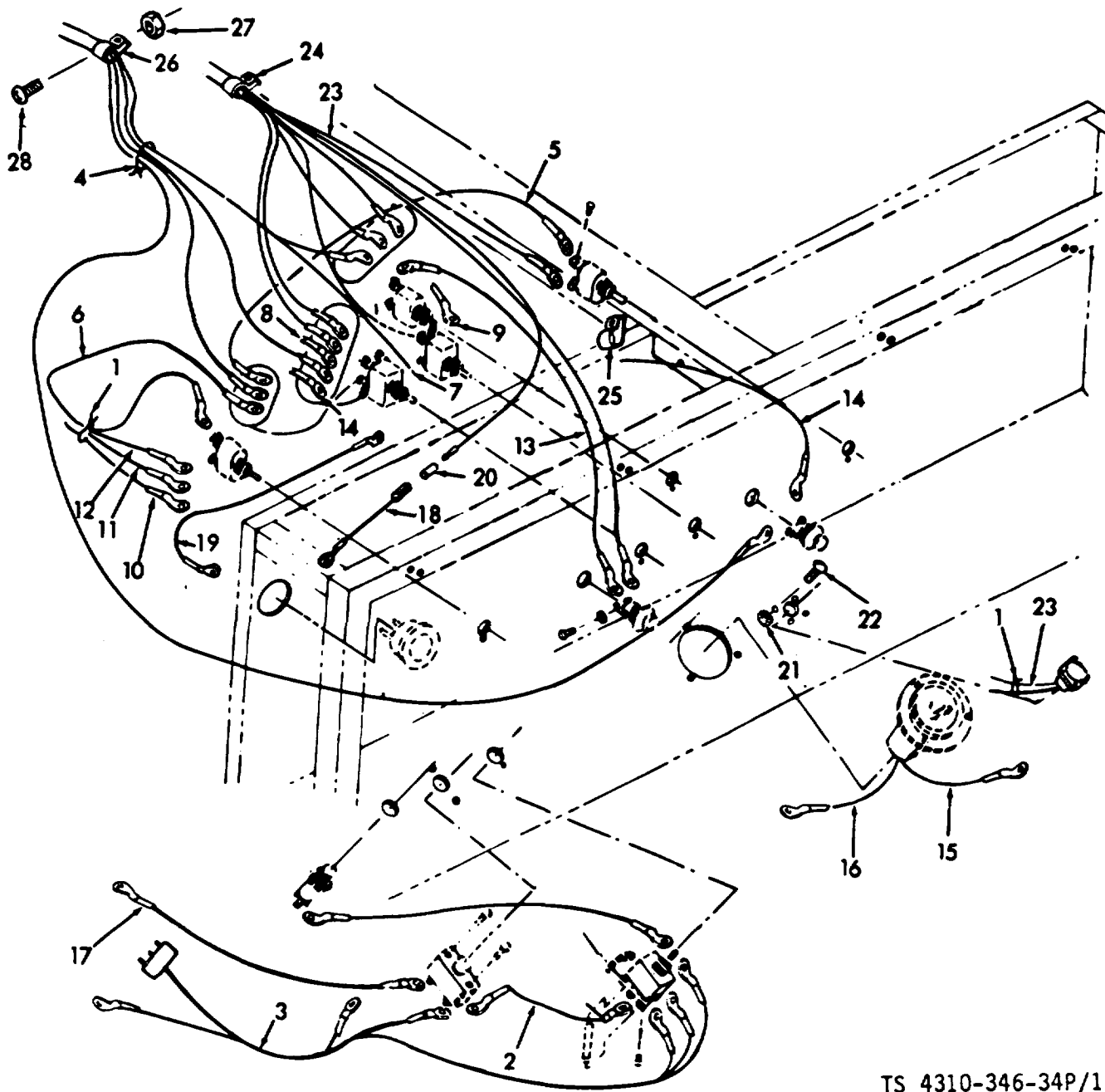
TS 4310-346-34P/10

Figure 10. Control Panel-Wiring and Electrical Components.

SECTION II

TM 5-4310-346-20P

(1) ILLUSTRATION		(2)	(3)	(4)	(5)	(6)	(7)	(8)
(a) FIG NO.	(b) ITEM NO.	SMR CODE	NATIONAL STOCK NUMBER	FSCM	PART NUMBER	DESCRIPTION	U/M	QTY INC IN UNIT
						USABLE ON CODE		
10	1	XBOZZ	5305-00-456-258	78385	170677	SCREW	EA	12
10	2	XBOZZ		78385	G488213	JUMPER	EA	1
10	3	XBOZZ		27192	1325-1406	CONNECTOR, STRAP	EA	1
10	4	XBOZZ	5305-00-685-1634	78385	487275	SCREW, ASSEMBLED WASHER	EA	2
10	5	PAOZZ	5310-00-534-9747	96906	MS35649-262	NUT	EA	4
10	6	PAOZZ	5310-00-209-0788	96906	M535335-30	WASHER	EA	4
10	7	PAOZZ	5305-00-885-3000	96506	MS35206-230	SCREW	EA	3
10	8	PAOZZ	6645-00-089-8842	74400	M5600	HOURMETER	EA	1
10	9	XDOZZ	5310-00-761-6882	96906	MS51967-2	NUT, PLAIN, HEXAGON	EA	2
10	10	PAOZZ	5310-00-209-0786	96906	MS35335-33	WASHER LOCK	EA	4
10	11	PAOZZ	5305-00-225-3840	96906	MS90725-7	SCREW, CAP, HEXAGON HEAD	EA	4
10	12	XDOOZ	5935-00-445-4606	78385	4445-0231	RECEPTACLE ASSEMBLY, POWER-24VDC	EA	1
10	13	PAOZZ	5310-00-161-9561	78385	488097	NUT, JAM	EA	8
10	14	PAOZZ	5310-00-153-2112	78385	488098	WASHER	EA	4
10	15	XBOZZ		73559	Y11	PLATE, ON-OFF	EA	5
10	16	PAOZZ	5310-00-924-5968	96906	MS25081-1	WASHER, KEY	EA	4
10	17	PAOZZ	5930-00-655-1520	78385	488095	SWITCH, CLUTCH PANEL AND INT. LIGHT	EA	3
10	18	PAOZZ	5930-00-615-7897	96906	MS35059-31	SWITCH, HEATER	EA	1
10	19	PAOZZ	5930-00-655-1575	96906	MS35059-22	SWITCH, SAFETY	EA	1
10	20	PAOZZ	5930-00-655-1582	96906	MS35059-23	SWITCH SYSTEM	EA	1
10	21	PAOZZ	5930-00-847-9863	96906	MS25089-1C	SWITCH, PUSH BUTTON, START.....	EA	1
10	22	PAOZZ	5930-00-253-0426	96906	MS25089-2C	SWITCH, PUSH BUTTON, DUMP	EA	1
10	23	PAOZZ	5305-00-984-4984	96906	MS35206-227	SCREW	EA	2
10	24	PAOZZ	5925-00-271-8659	96906	S25017-20	CIRCUIT BREAKER	EA	1
10	25	XDOZZ	6210-00-224-3304	78385	G704591	TEST LIGHT ASSEMBLY	EA	1
10	26	PAOZZ	6240-00-155-8714	78385	488096	BULB, LAMP.....	EA	1
10	27	PAOZZ	6625-00-649-3408	57733	357W	AMMETER	EA	1



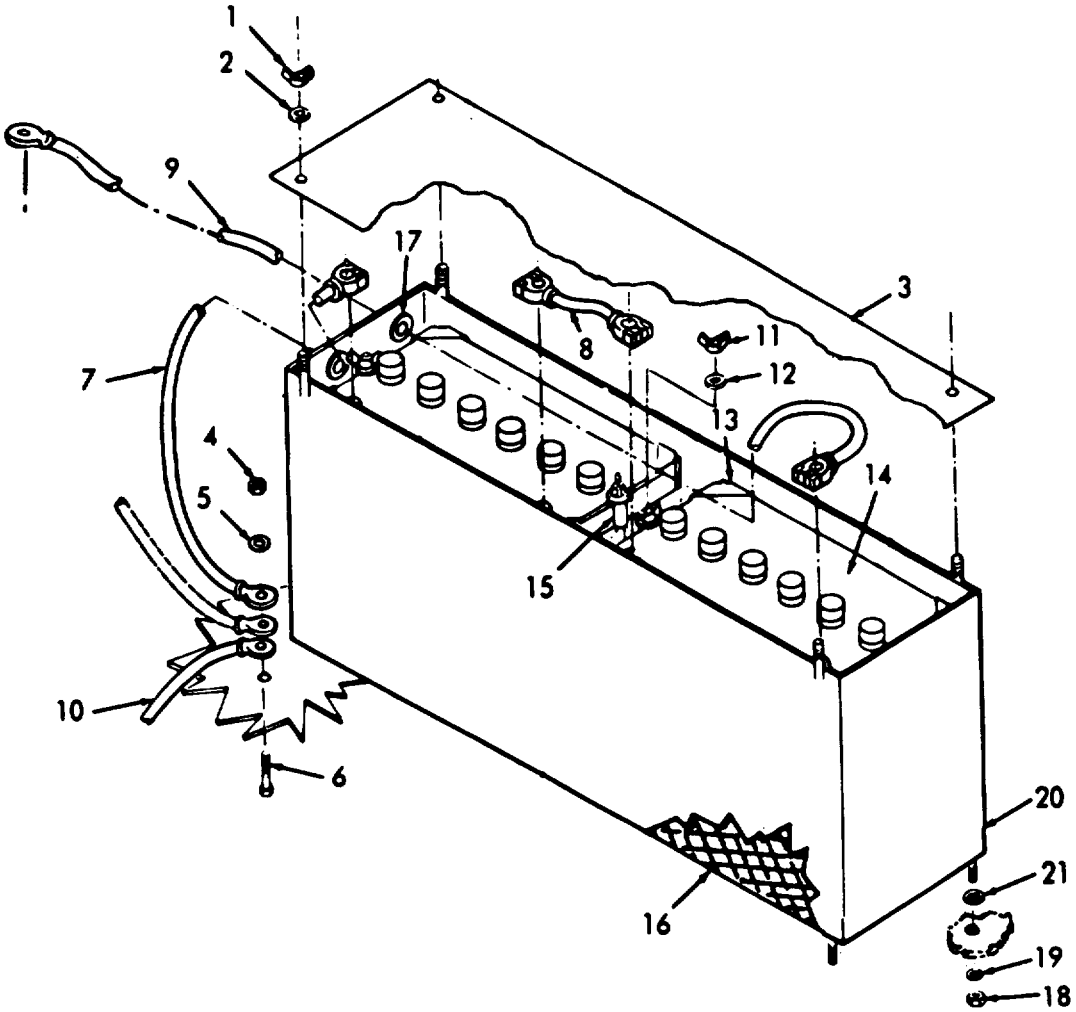
TS 4310-346-34P/11

Figure 11. Control Panel-Wiring and Cables.

SECTION II

TM 5-4310-346-20P

(1) ILLUSTRATION		(2)	(3)	(4)	(5)	(6)	(7)	(8)
(a) FIG NO.	(b) ITEM NO.	SMR CODE	NATIONAL STOCK NUMBER	FSCM	PART NUMBER	DESCRIPTION	U/M	QTY INC IN UNIT
						USABLE ON CODE		
11	1	XBOZZ		06383	LST4	WIRE, TIE	EA	6
11	2	XBOZZ		78385	G701226-23	WIRE ASSEMBLY, HTR. SW. TO CIRCUIT BREAKER	EA	1
11	3	XBOZZ		78385	G704769-1	CABLE ASSEMBLY, HTR. SW. TO HTR. RECEPTACLE & FUEL PUMP	EA	1
11	4	XBOZZ		78385	4445-0245	CABLE ASSEMBLY, ENG CONTROL	EA	1
11	5	XBOZZ		78385	4445-0244-5	CABLE ASSEMBLY, PNL, SW	EA	1
11	6	XBOZZ		78385	4445-0244-4	CABLE ASSEMBLY, PNL, SW	EA	1
11	7	XBOZZ		78385	4445-0244-3	CABLE ASSEMBLY, PNL, SW	EA	1
11	9	XBOZZ		78385	4445-0244-2	CABLE ASSEMBLY, PNL, SW	EA	1
11	10	XBOZZ		78385	4445-0243-2	CABLE ASSEMBLY, PNL LT, DUAL	EA	1
11	11	XBOZZ		78385	4445-0243-1	CABLE ASSEMBLY, PNL LT, DUAL	EA	1
11	12	XBOZZ		78385	4445-0842	CABLE ASSEMBLY, PNL LT, DUAL	EA	1
11	13	XBOZZ		78385	4445-0241-2	CABLE ASSEMBLY, SYS SW-MNL CLUTCH SW	EA	1
11	14	XBOZZ		78385	4445-0241-1	CABLE ASSEMBLY, SYS SW-ST SW	EA	1
11	15	XBOZZ		78385	4445-0246-2	CABLE ASSEMBLY, GND-HR MTR	EA	1
11	16	XBOZZ		78385	4445-0246-1	CABLE ASSEMBLY, HR MTR	EA	1
11	17	XBOZZ		78385	G704754	CABLE ASSEMBLY, STARTER SOL TO CIRCUIT BREAKER	EA	1
11	18	XBOZZ		78385	4445-0254	CABLE ASSEMBLY, CABLE TO AMMETER	EA	1
11	19	XBOZZ		78385	4445-0244-6	CABLE ASSEMBLY , SWITCH TO AMMETER	EA	1
11	20	XBOZZ		78385	730011-3	INSULATION	EA	1
11	21	PAOZZ	5310-00-064-1849	96906	MS21C44B04	NUT, SELF-LOCKING, HEXAGON, RECEPTACLE MTG	EA	4
11	22	PAOZZ	5305-00-889-2997	96906	MS35206-215	SCREW, MACHINE, RECEPTACLE MTG	EA	4
11	23	XBOZZ		78385	4445-0240	CABLE ASSEMBLY	EA	1
11	24	PAOZZ	5340-00-598-0597	96906	MS21919DG8	CLAMP	EA	1
11	25	PAOZZ	5340-00-205-6301	96906	MS21919DG4	CLAMP, CUSHIONED	EA	3
11	26	PAOZZ	5340-00-565-0011	96906	MS21919DG2	CLAMP, CUSHIONED	EA	1
11	27	PAOZZ	5310-00-789-0398	78385	487370	NUT, 10-32 LOCKWASHER	EA	5
11	28	PAOZZ	5305-00-616-4831	96906	MS35266-65	SCREW	EA	5



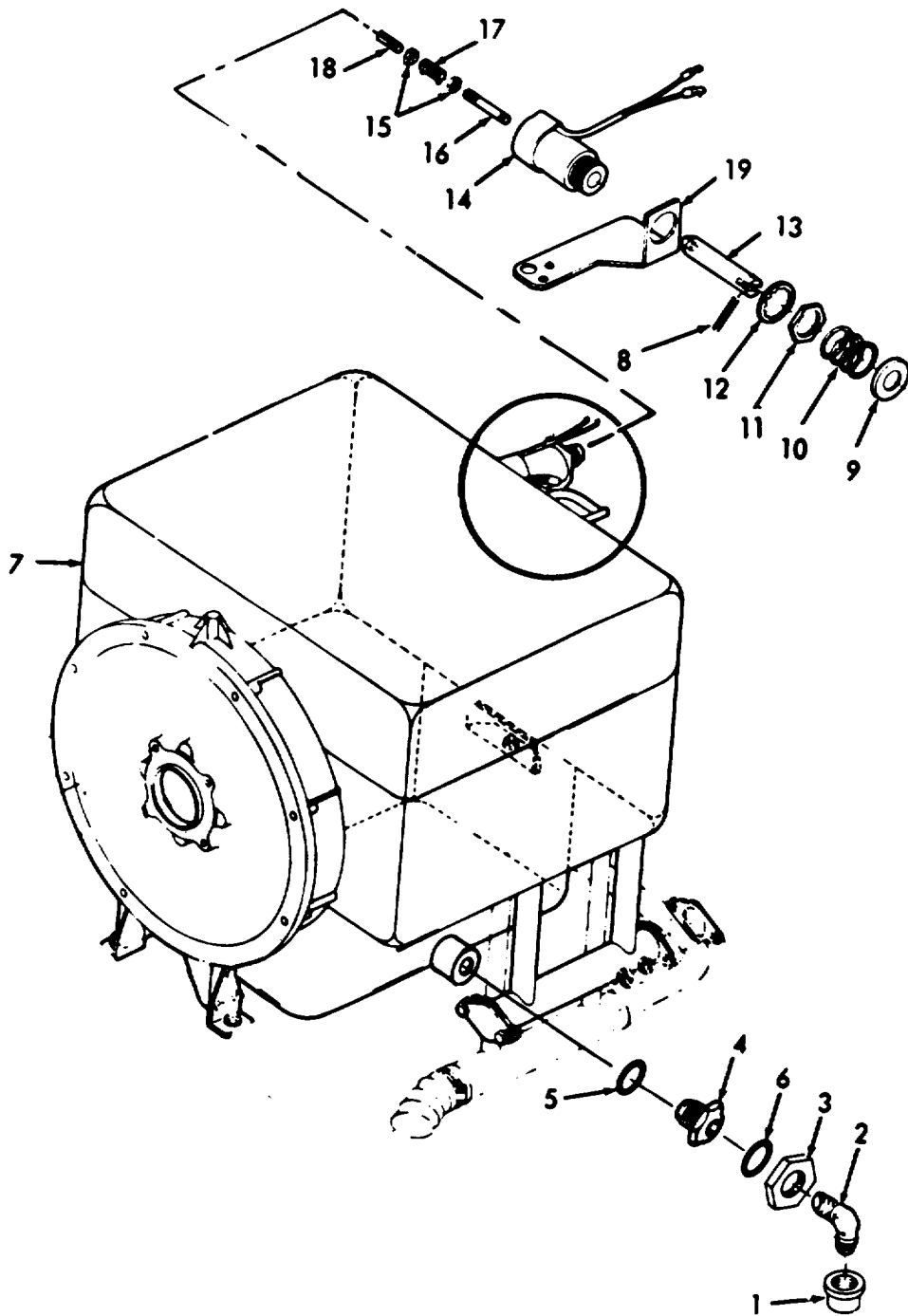
TS 4310-346-34P/12

Figure 12. Battery Box.

SECTION II

TM 5-4310-346-20P

(1) ILLUSTRATION		(2)	(3)	(4)	(5)	(6)	(7)	(8)
(a) FIG NO.	(b) ITEM NO.	SMR CODE	NATIONAL STOCK NUMBER	FSCM	PART NUMBER	DESCRIPTION	U/M	QTY INC IN UNIT
						USABLE ON CODE		
12	1	PAOZZ	5310-00-080-8495	96906	MS35425-39	NUT, WING	EA	4
12	2	PAOZZ	5313-00-141-1795	88044	AN960-416	WASHER, FLAT	EA	4
12	3	XBOZZ		78385	4457-0028	COVER, BATTERY BOX	EA	1
12	4	PAOZZ	5310-00-732-0558	96906	MS51967-8	NUT, PLAIN, HEXAGON, LEAD MTG	EA	1
12	5	PAOZZ	5310-00-627-6121	96906	MS35335-35	WASHER, LOCK, LEAD MTG	EA	1
12	6	PAOZZ	5305-00-269-3213	96906	MS90725-62	SCREW, LEAD MTG.....	EA	1
12	7	PAOZZ	6140-00-179-6895	78385	4445-0232	CABLE, BATTERY TO GROUND	EA	1
12	8	XDOZZ		78385	4445-0233	CABLE, BATTERY TO BATTERY	EA	1
12	9	PAOZZ	6140-00-179-6781	78385	4445-0230	CABLE, BATTERY TO STARTER	EA	1
12	10	XBOZZ		78385	4445-0250	CABLE, GROUND, ENGINE EXHAUST TO FLOOR	EA	1
12	11	PAOZZ	5310-00-889-2606	96906	MS35425-42	NUT, WING.....	EA	4
12	12	PAOZZ	5310-00-167-0862	88044	AN960-616	WASHER, FLAT.....	EA	4
12	13	XBOZZ		96906	MS53046-1	RETAINER, BATTERY	EA	2
12	14	PAOZA	6140-00-057-2553	96061	MS35000-1	BATTERY	EA	2
12	15	XBOZZ		78385	14203	BOLT, CARRIAGE.....	EA	4
12	16	XBOZZ		78385	455-0057	SCREEN, SUPPORT	EA	2
12	17	PAOZZ	5325-00-290-377	96906	M535489-77	GROMMET, NONMETALLIC	EA	2
12	18	PAOZZ	5310-00-241-6640	96906	MS16228-6C	NUT, SELF-LOCKING, 3/8-16.....	EA	4
12	19	PAOZZ	5310-00-167-0821	88044	AN960-616	WASHER, FLAT.....	EA	4
12	20	XBOZZ		78385	4457-0027	BATTERY BOX ASSEMBLY	EA	1
12	21	PAOZZ	5325-00-249-6345	96906	MS35489-69	GROMMET, NONMETALLIC.....	EA	4



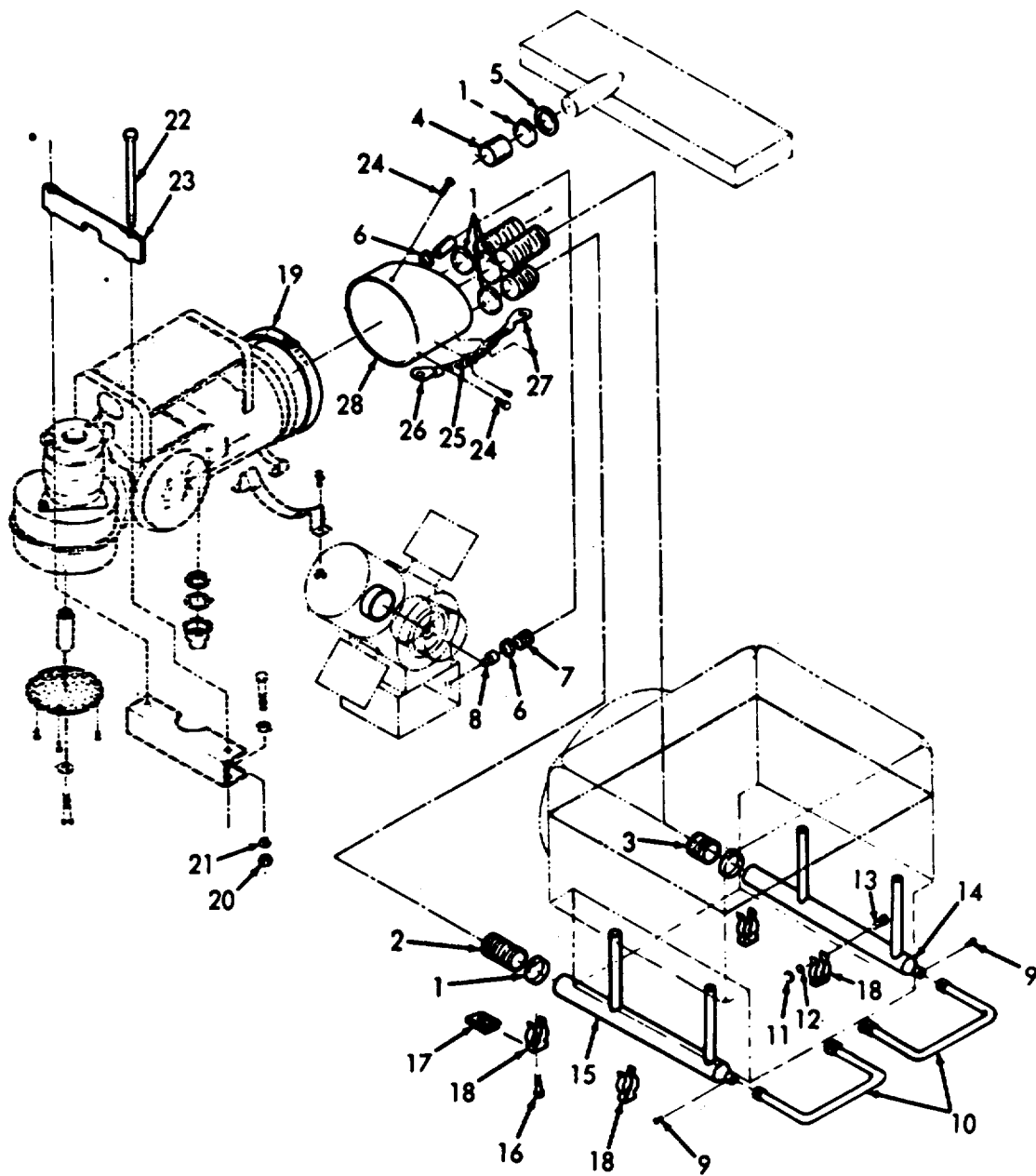
TS 4310-346-34P/13

Figure 13. Engine, and Accessories.

SECTION II

TM 5-4310-346-20P

(1) ILLUSTRATION		(2)	(3)	(4)	(5)	(6)	(7)	(8)
(a) FIG NO.	(b) ITEM NO.	SMR CODE	NATIONAL STOCK NUMBER	FSCM	PART NUMBER	DESCRIPTION	U/M	QTY INC IN UNIT
						USABLE ON CODE		
						GROUP 06 ENGINE		
13	1	PAOZZ	4730-00-812-7192	88044	AN929-4	CAP ASSEMBLY, DRAIN	EA	1
13	2	PAOZZ	4730-00-231-3026	88044	AN833-4	ELBOW.....	EA	1
13	3			88044	AN924-4	NUT.....	EA	1
13	4	XBOZZ	4730-00-188-8032	88044	AN893-3	BUSHING, REDUCER	EA	1
13	5	PAOZZ	5330-00-810-9659	80205	NAS1595-8	PACKING, PREFORMED	EA	1
13	6	PAOZZ	5330-00-959-1048	80206	NAS1595-4	PACKING, PERFORMED	EA	1
13	8	XBOZZ		96906	MS9048-013	PIN, SPRING.....	EA	1
13	9	XBOZZ		78385	430-0133	RETAINER, SPRING.....	EA	1
13	10	XDOZZ	5360-00-235-1954	78385	425-0153	SPRING.....	EA	1
13	11	XBOZZ		78385	445-0076-3	NUT.....	EA	1
13	12	XBOZZ		78385	445-0076-4	WASHER, LOCK, SOLENOID.....	EA	1
13	13	XDOZZ	4310-00-196-5149	78385	445-0078	PLUNGER.....	EA	1
13	14	PAOZZ	5945-00-172-1397	78385	4445-0247	SOLENOID AND CABLE ASSEMBLY	EA	1
13	15	PAOZZ	5310-00-934-9751	96906	MS35650-302	NUT, PLAIN, HEXAGON, SOLENOID	EA	2
13	16	XBOZZ		78385	417-0077	ROD, SOLENOID, CONNECTING.....	EA	1
13	17	XDOZZ	5360-00-235-1904	78385	425-0152	SPRING, TORSION, FELICAL	EA	1
13	18	XBOZZ		78385	417-0078	ROD, GOVERNOR, CONNECTING.....	EA	1
13	19	XBOZZ		78385	407-0482	BRACKET, SOLENOID	EA	1



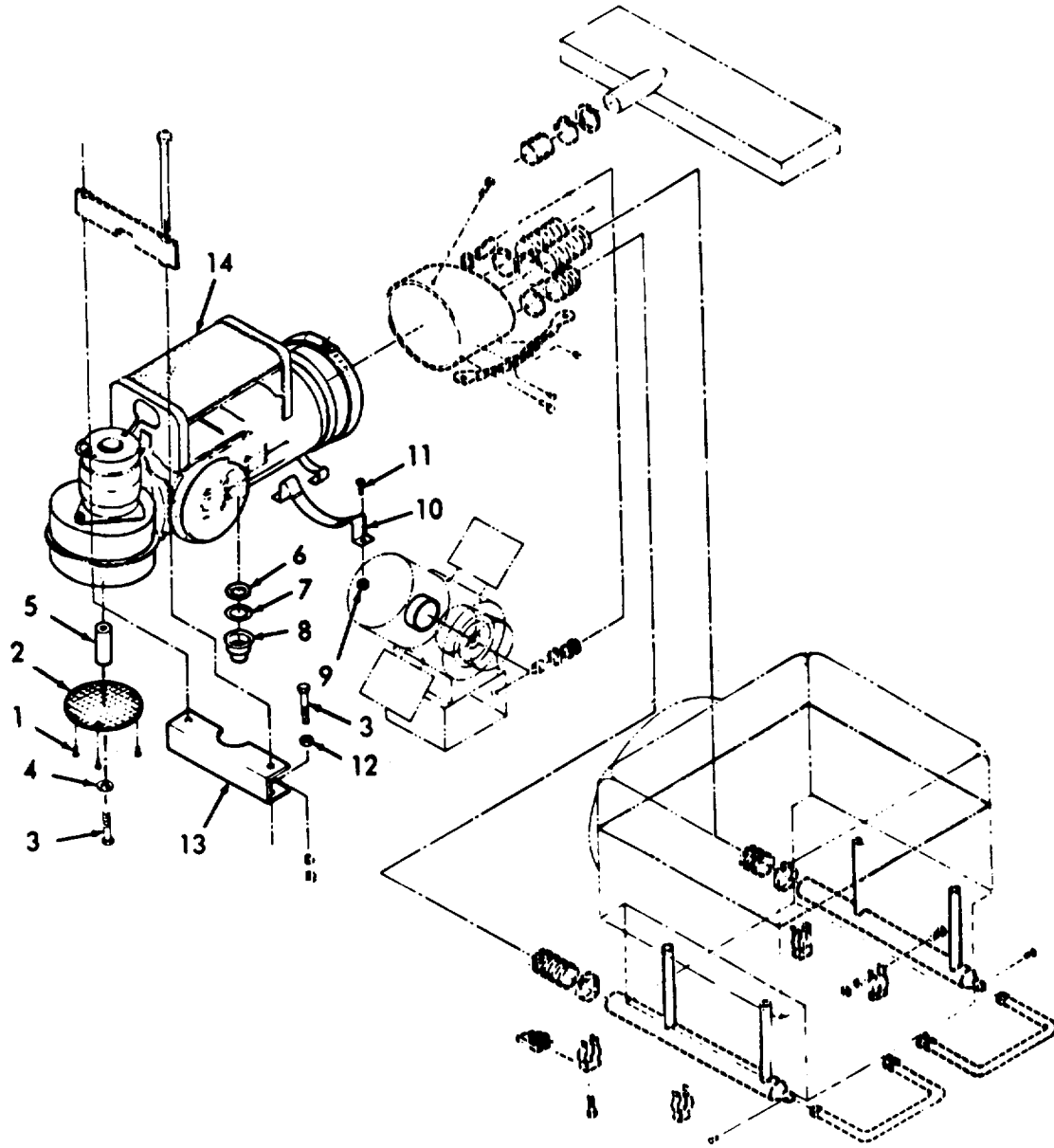
TS 4310-346-34P/16

Figure 16. Winterization Components.

SECTION II

TM 5-4310-346-20P

(1) ILLUSTRATION		(2)	(3)	(4)	(5)	(6)	(7)	(8)
(a) FIG NO.	(b) ITEM NO.	SMR CODE	NATIONAL STOCK NUMBER	FSCM	PART NUMBER	DESCRIPTION	U/M	QTY INC IN UNIT
						USABLE ON CODE		
						GROUP 08 WINTERIZATION EQUIPMENT		
16	1	PAOZZ	4730-00-585-8394	66295	28H	CLAMP	EA	6
16	2	PAOZZ		70628	TYPE11AX1-44	DUCT, HEATER, FLEXIBLE, 1-3/4 DIA X 44 IN. LG	EA	1
16	3	XBOZZ		70628	TYPE11AX1-171-2	DUCT, HEATER, FLEXIBLE, 1-3/4 DIA X 17 1/2 LG	EA	1
16	4	XBOZZ		70628	TYPE11AX1-38	DUCT, HEATER, FLEXIBLE, 1-3/4 DIA X 38 IN. LG	EA	1
16	5	XBOZZ		78385	414-0220	SLEEVE, AIR ADAPTER	EA	1
16	6	XBOZZ		66295	736862-2	CLAMP	EA	2
16	7	XBOZZ		70628	TYPE11AX3	DUCT, HEATER, FLEXIBLE, 94 DIA X 22 IN. LG	EA	1
16	8	XBOZZ		78385	4428-0360	FITTING WARM AIR CRANKCASE	EA	1
16	9	XDOZZ	5305-00-040-9308	78385	736070-2	SCREW, NO. 8 SHEET METAL.....	EA	2
16	10	XDOZZ	4710-00-175-9317	78385	4428-0525	TUBE, ENG, OIL PAN AIR	EA	2
16	11	PAOZZ	5310-00-997-1888	96906	MS35649-2252	NUT	EA	4
16	12	PAOZZ	5310-00-582-5965	96906	MS35338-44	WASHER, LOCK	EA	4
16	13	PAOZZ	5305-00-071-2241	96906	MS90725-10	SCREW, CAP, HEXAGON HEAD	EA	4
16	14	XDOZZ	4710-00-175-9318	78385	4428-0359	TUBE ASSEMBLY, LEFT S IDE MANIFOLD	EA	1
16	15	XDOZZ	4710-00-175-9319	78385	4428-0358	TUBE ASSEMBLY, RIGHT SIDE MANIFOLD	EA	1
16	16	PAOZZ	5305-00-068-0502	96906	M590725-6	SCREW	EA	4
16	17	XBOZZ		78553	C31038-1420	NUT, FLOATING	EA	4
16	18	XBOZZ		78369	3	HANGER, PIPE	EA	4
16	19	PAOZZ	4730-00-908-6294	96906	M535842-16	CLAMP, HOSE	EA	1
16	20	XBOZZ		78385	700269	NUT	EA	2
16	21	PAOZZ	5310-00-184-9562	96906	MS35335-62	WASHER, LOCK.....	EA	2
16	22	XDOZZ	5305-00-795-1122	78385	4871220	SCREW, MACHINE.....	EA	2
16	23	XBOZZ		78385	G487083	CLAMP, HOLDOWN.....	EA	1
16	24	XBOZZ	5305-00-821-2881	78385	487274	SCREW, ASSEMBLED WASHER	EA	6
16	25	XDOZZ	5930-00-172-1393	78385	G704752	SWITCH, LIMIT	EA	1
16	26	XBOZZ		78385	G701226-22	WIRE ASSEMBLY	EA	1
16	27	XBOZZ		78385	G701226-21	WIRE ASSEMBLY	EA	1
16	28	XBOZZ		78385	G704755	ADAPTER ASSEMBLY, HEATER	EA	1



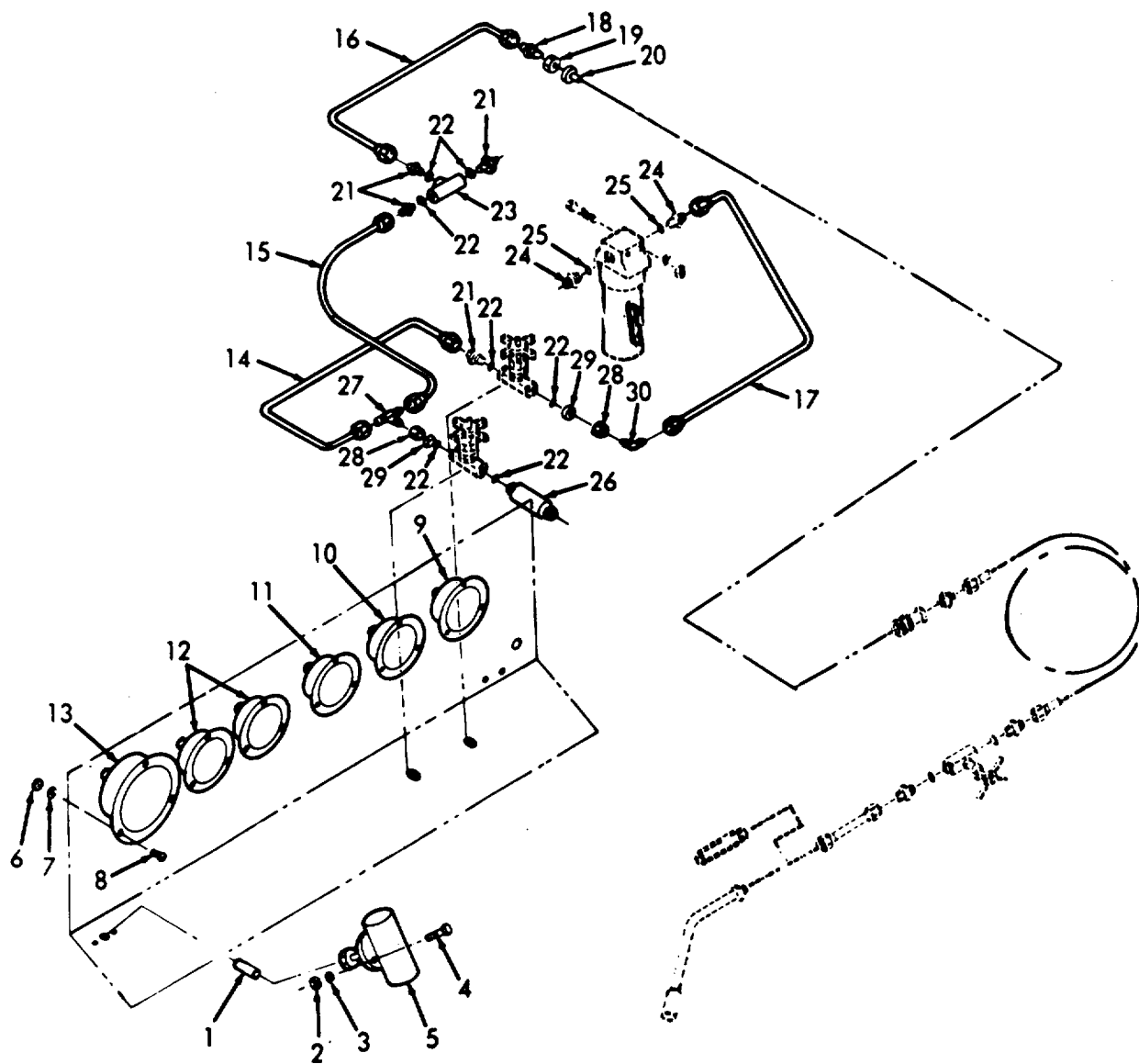
TS 4310-346-34P/17

Figure 17. Heater and Related Parts.

SECTION II

TM 5-4310-346-20P

(1) ILLUSTRATION		(2) SMR CODE	(3) NATIONAL STOCK NUMBER	(4) FSCM	(5) PART NUMBER	(6) DESCRIPTION	(7) U/M	(8) QTY INC IN UNIT
(a) FIG NO.	(b) ITEM NO.							
17	1	PAOZZ	5305-00-685-1634	78385	487275	SCREW	EA	3
17	2	XBOZZ	4520-00-567-1630	78385	484487	STRAINER ELEMENT	EA	1
17	3	PAOZZ	5365-00-068-0502	96906	MS90725-6	SCREW	EA	3
17	4	PAOZZ	5310-00-209-0786	96906	MS35335-33	WASHER, LOCK	EA	1
17	5	PAOZZ		78385	468163	SUPPORTER, RUBBER	EA	1
17	6	XBOZZ		78385	486803	WASHER, EXHAUST	EA	1
17	7	PAOZZ	5330-00-770-0242	78385	486802	O RING	EA	1
17	8	XBOZZ		78380	486238	EXTENSION, EXHAUST PIPE	EA	1
17	9	PAOZZ	5310-00-245-8825	96906	MS16228-4C	NUT	EA	2
17	10	XBOZZ		78385	489544	BRACKET, HEATER MOUNTING	EA	1
17	11	PAOZZ	5305-00-059-3659	96906	MS51958-63	SCREW	EA	2
17	12	PAOZZ	5310-00-789-0398	78385	487370	NUT	EA	2
17	13	XBOZZ		78385	704824	BRACKET, SUPPORT.....	EA	1
17	14	PAOFF	2990-00-008-1671	78385	978ML24	HEATER, AIR DUCT, ENG, 24V	EA	1



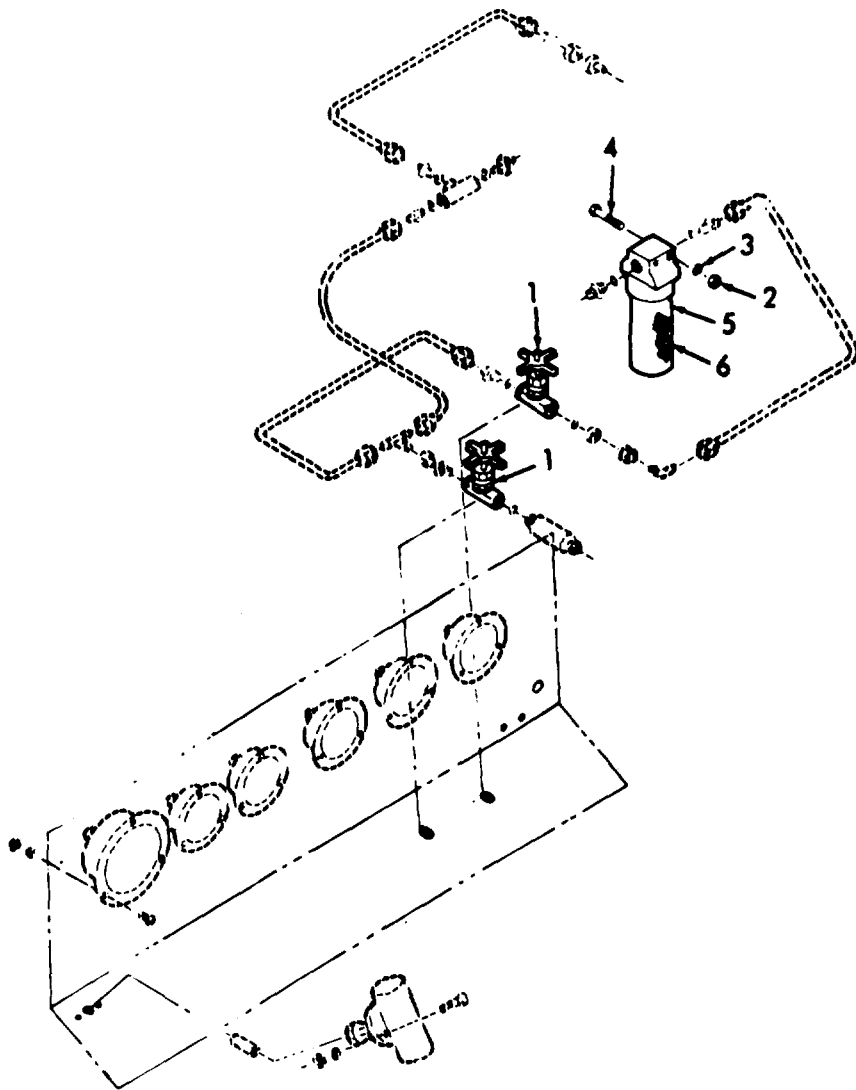
TS 4310-346-34P/20

Figure 20. Gauges and Discharge Fittings.

SECTION II

TM 5-4310-346-20P

(1) ILLUSTRATION		(2)	(3)	(4)	(5)	(6)	(7)	(8)
(a) FIG NO.	(b) ITEM NO.	SMR CODE	NATIONAL STOCK NUMBER	FSCM	PART NUMBER	DESCRIPTION	U/M	QTY INC IN UNIT
						USABLE ON CODE		
						GROUP 09 GAUGES		
20	1	PAOZZ	4730-00-432-1712	30780	4FB128	ADAPTER, STRAIGHT, PI.....	EA	1
20	2	XDOZZ	5310-00-761-6882	96906	MS51967-2	NUT, PLAIN, HEXAGON	EA	4
20	3	PAOZZ	5310-00-209-0786	96906	MS35335-33	WASHER	EA	2
20	4	PADZZ	5305-00-068-0501	96509	MS90725-5	SCREW, CAP, HEXAGON HEAD	EA	2
20	5	PAOZZ	2940-00-071-2653	96906	M535063-3	INDICATOR, SERVICE.....	EA	1
20	6	PAOZZ	5310-00-943-9747	96906	MS35649-262	NUT	EA	19
20	7	PAOZZ	5310-00-209-0788	96906	MS35335-30	WASHER	EA	19
20	8	PAOZZ	5305-00-889-3000	96906	MS35206-230	SCREW	EA	18
20	9	PAOZZ	6685-01-090-8146	57273	LFP-224-1143	GAUGE, PRESSURE, DIAL, 0-1500 LBS.....	EA	1
20	10	PAOZO	6685-01-090-8878	57273	LFP-220-1140	GAUGE, PRESSURE, DIAL, 0-300 LBS.....	EA	1
20	11	PAOZO	6685-01-090-8879	57273	LFP-220-1137	GAUGE, PRESSURE, DIAL, 0-100 LBS.....	EA	1
20	12	PAOZZ	6685-01-090-8147	57273	LFP-224-1188	GAUGE, PRESSURE, DIAL, 0-5000 LBS.....	EA	2
20	13	XDOZZ	6685-00-009-5175	61349	129882	GAUGE, PRESSURE, DIAL, 0-5000 LBS.....	EA	1
20	14	XDOZZ	4710-00-175-9353	78385	4428-0362	TUBE, SOV-SOV.....	EA	1
20	15	PAOZZ		78385	4428-0361	TUBE, SOV-TEE	EA	1
20	16	PAOZZ		78385	4428-0364	TUBE, TEE, QUICK DISCONNECT	EA	1
20	17	XDOZZ	4710-00-175-9353	78385	4428-0363	TUBE, SOV-FILTER	EA	1
20	18	PAOZZ	4730-00-118-5096	78385	4428-0171	ADAPTER, STRAIGHT, PI.....	EA	1
20	19	PAOZZ	5310-00-208-5769	88044	AN924-4	NUT, PLAIN, HEXAGON	EA	1
20	20	XDOZZ	4730-00-196-0350	93064	DH P440V	COUPLING, HALF, QUICK DISCONNECT.....	EA	1
20	21	PAOZZ		88044	AN815-4C	UNION	EA	4
20	22	PAOZZ	5330-00-959-1048	80205	NAS1595-4	PACKING, PREFORMED	EA	7
20	23	PAOZZ		88044	AN98C4	TEE	EA	1
20	24	PAOZZ	4730-00-510-7194	88044	AN919-6J	REDUCER, TUBE	EA	2
20	25	XDOZZ	5330-00-811-1445	80205	NAS1595-6	PACKING, PREFORMED	EA	2
20	26	PAOZZ	4820-00-191-7127	91816	249A4TT	VALVE, CHECK.....	EA	1
20	27	PAOZZ	4730-30-725-8322	96506	MS24395J4	TEE, BULKHEAD	EA	1
20	28	PAOZZ	4730-00-277-6372	88044	AN6289-4	NUT	EA	2
20	29	PAOZZ	5310-00-186-4947	96906	MS28777-4	RING, BACK-UP.....	EA	2
20	30	PAOZZ	4730-00-722-7214	88044	AN833-4C	ELBOW, BULKHEAD	EA	1



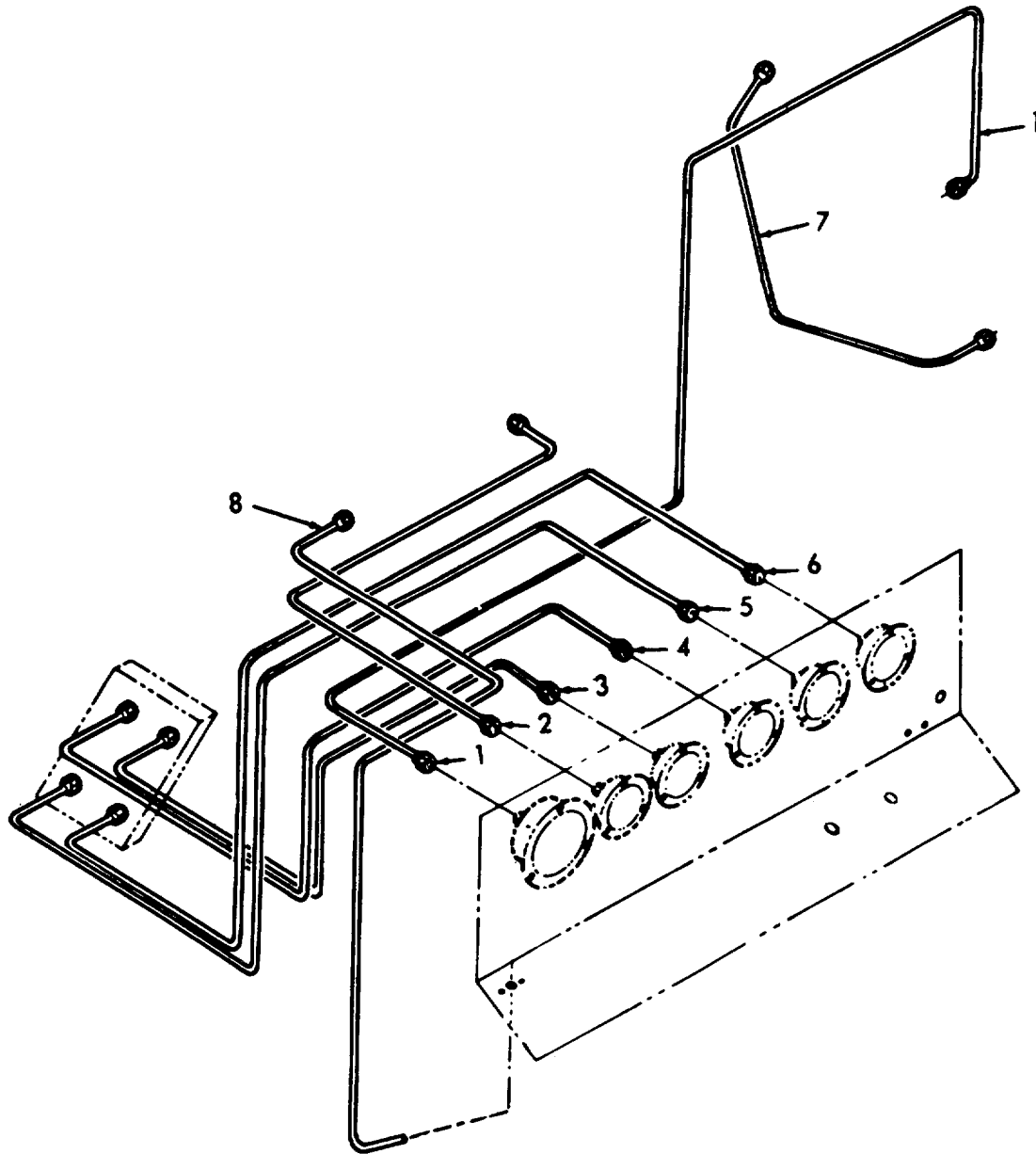
TS 4310-346-34P/21

Figure 21. Filter, Hose and Discharge Fittings.

SECTION II

TM 5-4310-346-20P

(1) ILLUSTRATION		(2) SMR CODE	(3) NATIONAL STOCK NUMBER	(4) FSCM	(5) PART NUMBER	(6) DESCRIPTION USABLE ON CODE	(7) U/M	(8) QTY INC IN UNIT
(a) FIG NO.	(b) ITEM NO.							
21	1	XBOZZ		28568	PY271M0D1	VALVE, NEEDLE.....	EA	2
21	2	PAOZZ	5310-00-685-6967	96906	MS25082-11	NUT	EA	2
21	3	XBOZZ		88044	MS45901-9	WASHER, FLAT	EA	4
21	4	PAOZZ	5305-00-071-2237	96906	MS90725-14	SCREW, CAP, HEXAGON HEAD	EA	2
21	5	PAOZZ	4330-0-008-8820	90005	574600	FILTER, HIGH PRESSURE, AIR	EA	1
21	6	PAOZZ	4330-00-542-2060	88044	AN6235-2A	FILTER ELEMENT, FLUID	EA	1



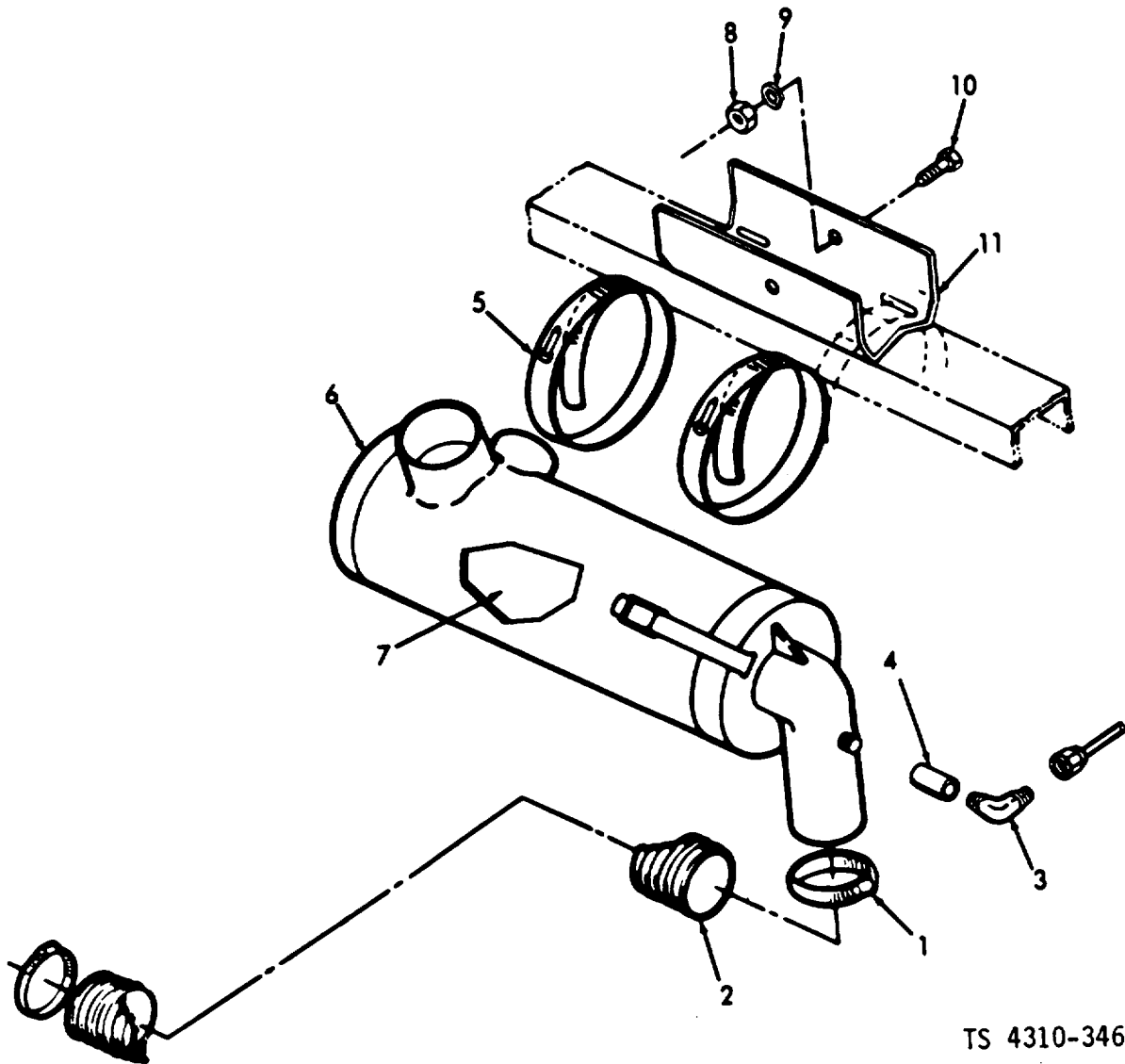
TS 4310-346-34P/22

Figure 22. Gauge Tubing.

SECTION II

TM 5-4310-346-20P

(1) ILLUSTRATION		(2) SMR CODE	(3) NATIONAL STOCK NUMBER	(4) FSCM	(5) PART NUMBER	(6) DESCRIPTION USABLE ON CODE	(7) U/M	(8) QTY INC IN UNIT
(a) FIG NO.	(b) ITEM NO.							
22	1	XDOZZ	4710-00-175-9327	78385	4428-0397	TUBE ASSEMBLY, SERVICE LINE, GAUGE	EA	1
22	2	XDOZZ	4710-00-175-932	78385	4428-0396	TUBE ASSEMBLY, RESERVOIR TO GAUGE	EA	1
22	3	PAOZZ	4710-00-175-5325	78385	4428-0395	TUBE ASSEMBLY, 4TH STAGE TO AFTERCOOLER GAUGE	EA	1
22	4	XDOZZ	4710-00-175-9330	78385	4428-0394	TUBE ASSEMBLY 1ST STAGE TO GAUGE	EA	1
22	5	XDOZZ	4710-00-175-9348	78385	4428-0393	TUBE ASSEMBLY, 2ND STAGE TO GAUGE	EA	1
22	6	XDOZZ	4710-00-17-9351	78385	4428-0392	TUBE ASSEMBLY, 3RD STAGE TO GAUGE	EA	1
22	7	XDOZZ	4710-00-175-9326	78385	4428-0398	TUBE ASSEMBLY, METAL, DEHYDRATOR TO FILTER	EA	1
22	8	XDOZZ	4710-00-196-2311	78385	428-0579	TUBE, AIR CLEANER TO SERVICE IND.....	EA	1



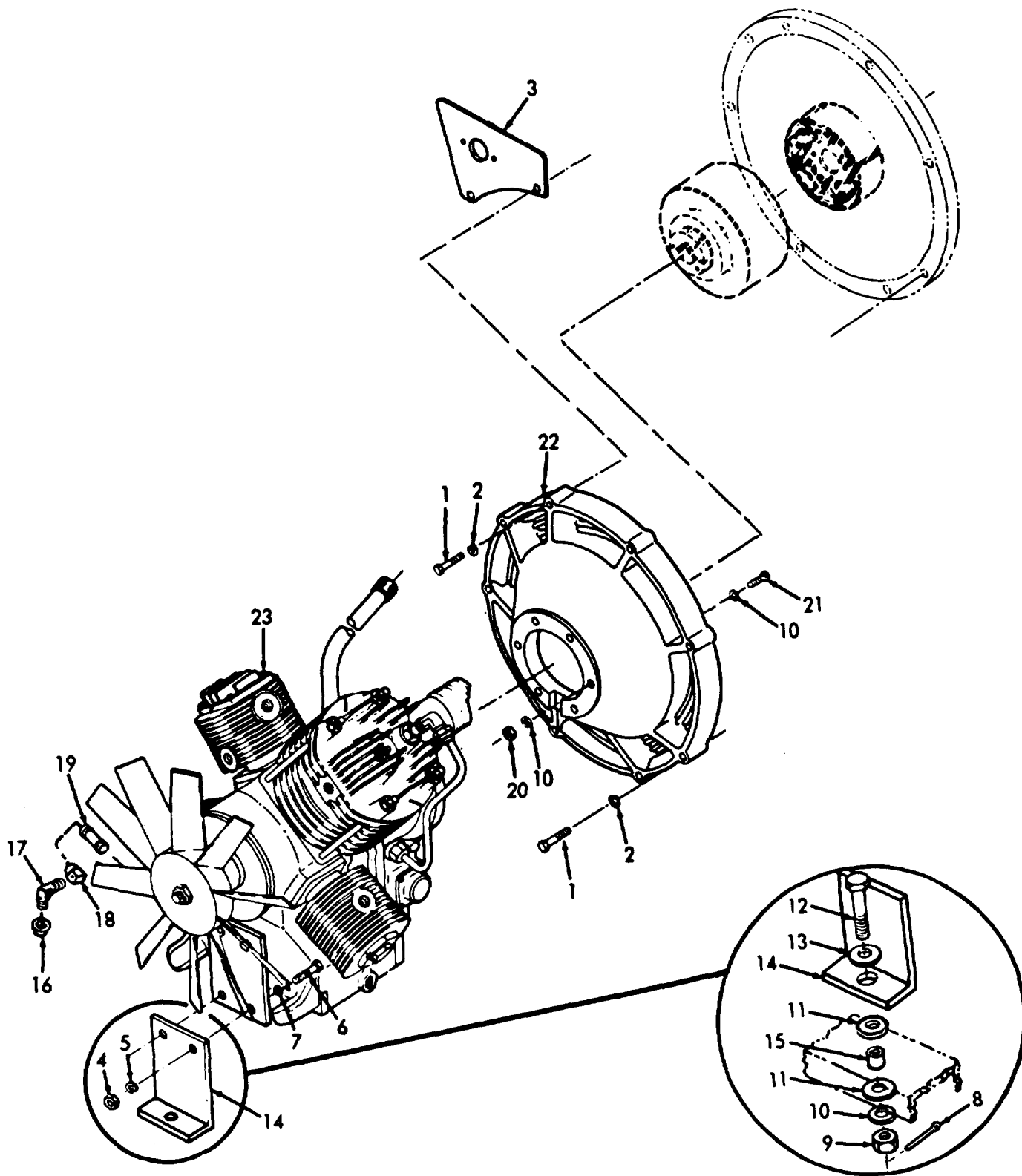
TS 4310-346-34P/23

Figure 23. Compressor Air Cleaner.

SECTION II

TM 5-4310-346-20P

(1) ILLUSTRATION		(2)	(3)	(4)	(5)	(6)	(7)	(8)
(a) FIG NO.	(b) ITEM NO.	SMR CODE	NATIONAL STOCK NUMBER	FSCM	PART NUMBER	DESCRIPTION	U/M	QTY INC IN UNIT
						USABLE ON CODE		
						GROUP 10 PNEUMATIC EQUIPMENT		
23	1	XBOZZ		34924	QS200M40S	CLAMP, HOSE.....	EA	2
23	2	PAOZZ		34924	TYP EMC21N10	HOSE, FLEXIBLE, 2.00 DIA X 18 IN. LG	EA	1
23	3	PAOZZ	4730-00-287-1766	7470	69X4	ELBOW.....	EA	1
23	4	XBOZZ		78385	702783	COUPLING.....	EA	1
23	5	XBOZZ	4730-00-359-9481	08484	QS200M725	CLAMP, HOSE	EA	2
23	6	XBOZZ		18265	EAG04-2500	AIR CLEANER ASSEMBLY	EA	1
23	7	PAOZZ	2940-00-884-4691	97403	13206E1253	FILTER ELEMENT, INTAKE.....	EA	1
23	8	PAOZZ	5310-00-997-1888	96506	MS35649-2252	NUT	EA	2
23	9	PAOZZ	5310-00-582-5965	96906	MS35338-44	WASHER, LOCK	EA	2
23	10	PAOZZ	5305-00-068-0501	96906	MS90725-5	SCREW	EA	2
23	11	XBOZZ		78385	407-0483	BRACKET, AIR CLEANER	EA	1



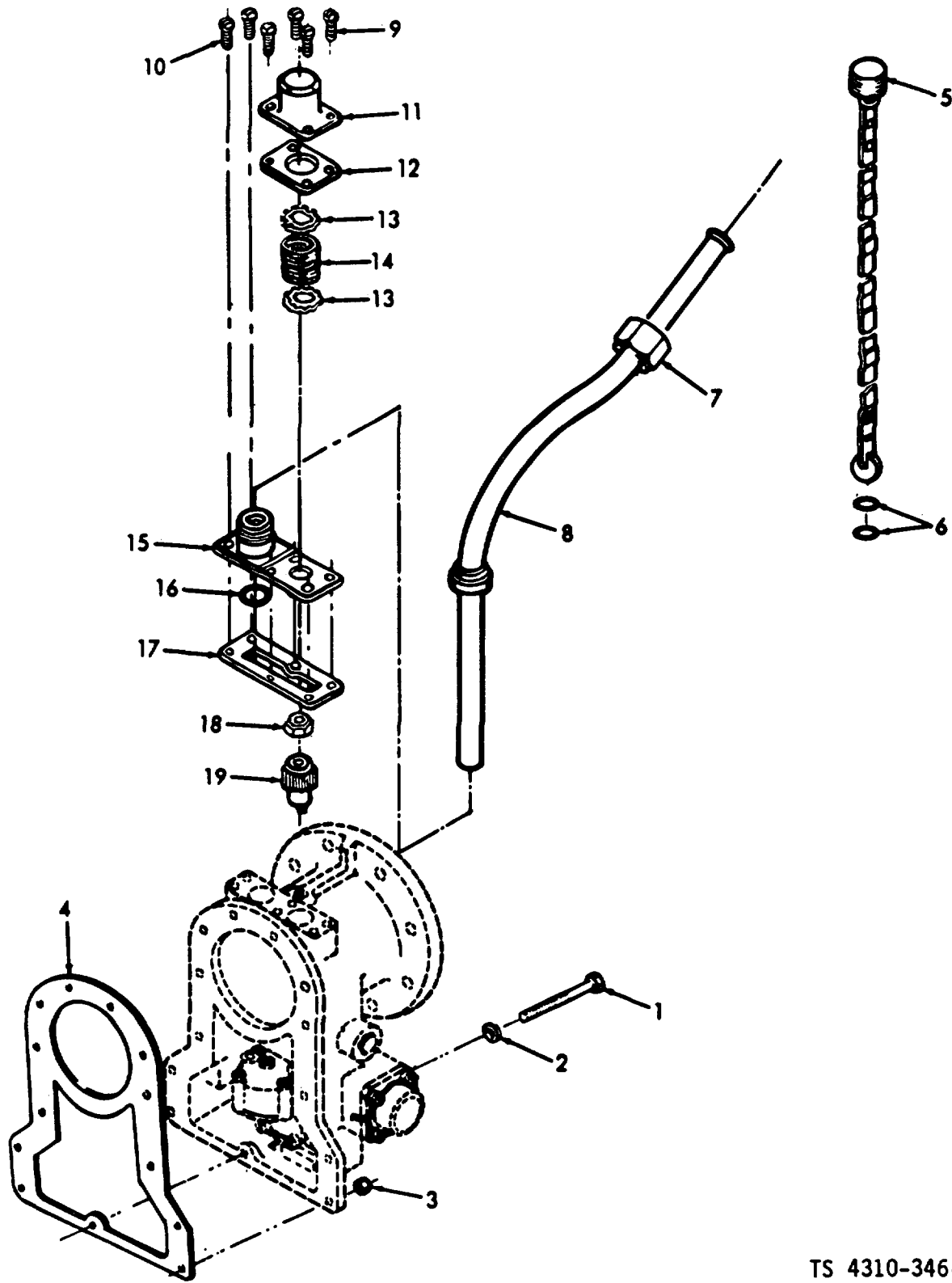
TS 4310-346-34P/24

Figure 24. Compressor Assembly, Adapter, Mounts and Oil Drain.

SECTION II

TM 5-4310-346-20P

(1) ILLUSTRATION		(2)	(3)	(4)	(5)	(6)	(7)	(8)
(a) FIG NO.	(b) ITEM NO.	SMR CODE	NATIONAL STOCK NUMBER	FSCM	PART NUMBER	DESCRIPTION	U/M	QTY INC IN UNIT
						USABLE ON CODE		
24	1	XDOZZ	5306-00-226-4831	96906	MS90725-38	SCREW, ADAPTER ANC PANEL MTG	EA	8
24	2	PAOZZ	5310-00-407-9566	96906	MS35338-45	WASHER, LOCK, ADAPTER AND PANEL MTG	EA	8
24	3	XBOZZ		78385	407-0457	PANEL, LIGHT MOUNTING.....	EA	1
24	16	PAOZZ	4730-00-812-7192	88044	AN929-4	CAP ASSEMBLY	EA	1
24	17	PAOZZ	4730-00-231-4009	96906	MS20822-4	ELBOW, FLARED TUBE	EA	1
24	18	XBOZZ		88044	AN9161D	ELBOW, INTERNAL PIPE	EA	1
24	19	XBOZZ		78385	628-0037-S	NIPPLE-PIPE,	EA	1



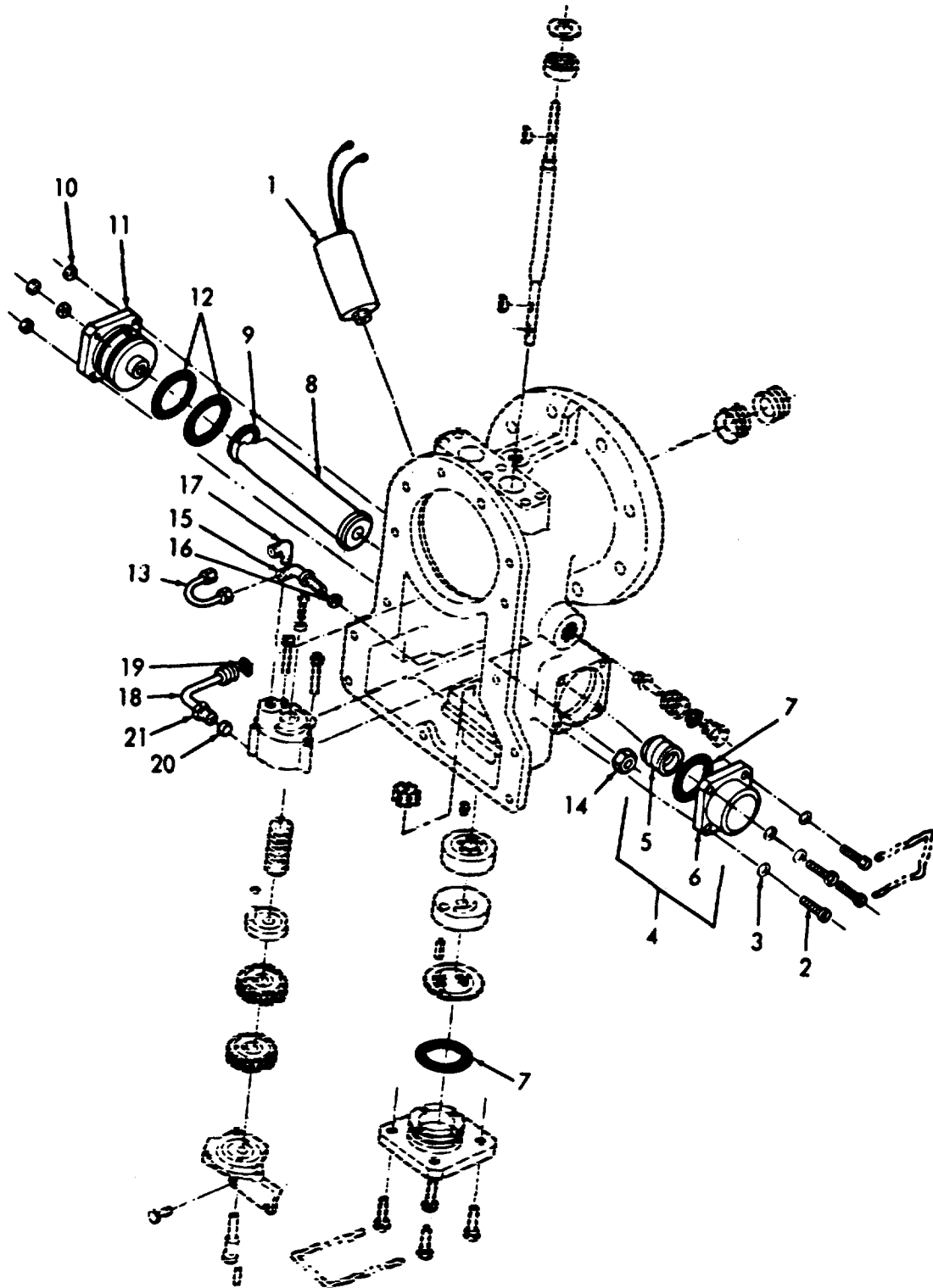
TS 4310-346-34P/25

Figure 25. Compressor Vent Filter Element and Dipstick.

SECTION II

TM 5-4310-346-20P

(1) ILLUSTRATION		(2)	(3)	(4)	(5)	(6)	(7)	(8)
(a) FIG NO.	(b) ITEM NO.	SMR CODE	NATIONAL STOCK NUMBER	FSCM	PART NUMBER	DESCRIPTION	U/M	QTY INC IN UNIT
						USABLE ON CODE		
25	5	XDOZZ	6680-00-731-0032	78385	4468-0002	DIPSTICK ASSEMBLY, OIL	EA	1
25	6	PAOZZ	5330-00-811-4905	80205	NAS1593-013	PACKING, PREFORMED	EA	2
25	7	XBOZZ		78385	448-0250	NUT	EA	1
25	8	XBOZZ		78385	4410-0276	HOUSING ASSEMBLY, DIPSTICK	EA	1
25	9	PAOZZ	5305-00-614-0247	96906	MS35266-64	SCREW	EA	4
25	10	PAOZZ	5305-00-543-4662	96906	MS35265-61	SCREW	EA	2
25	11	XBOZZ		78385	410-0132	HOUSING, FILTER, VENT	EA	1
25	12	XDOZZ	5330-00-876-3971	78385	437-0126	GASKET	EA	1
25	13	XBOZZ		78385	455-0008	PLATE, PERFORATED	EA	2
25	14	XDOZZ	6115-00-860-7115	78385	455-0007	ELEMENT, FILTER	EA	1
25	15	XBOZZ		78385	408-0058	COVER, DRIVE END HOUSING	EA	1
25	16	XBOZZ	5330-00-593-8970	80205	NAS1593-114	PACKING, PREFORMED	EA	1
25	17	XBOZZ		78385	437-0030	GASKET	EA	1



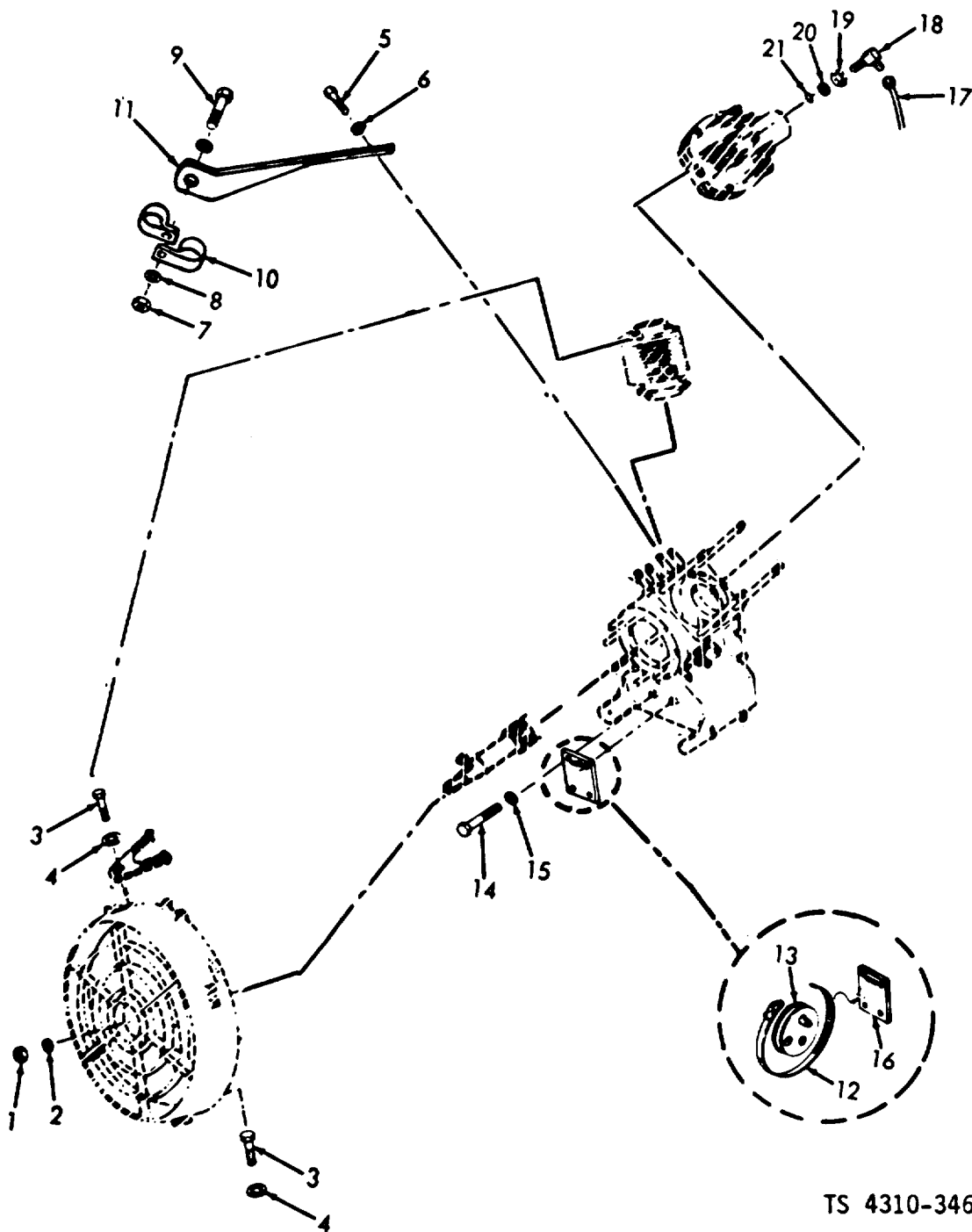
TS 4310-346-34P/26

Figure 26. Compressor Oil Filter and Switch.

SECTION II

TM 5-4310-346-20P

(1) ILLUSTRATION		(2) SMR CODE	(3) NATIONAL STOCK NUMBER	(4) FSCM	(5) PART NUMBER	(6) DESCRIPTION USABLE ON CODE	(7) U/M	(8) QTY INC IN UNIT
(a) FIG NO.	(b) ITEM NO.							
26	1	PAOZZ	5930-00-172-1395	78385	4445-0234	SWITCH ASSEMBLY, PRESSURE	EA	1
26	2	PAOZZ	2520-00-197-0205	78385	4440-0010	ELEMENT ASSEMBLY, OIL FILTER	EA	1
26	3	PAOZZ	5330-00-166-1063	81349	M83248-1-114	PACKING, PREFORMED	EA	1
26	4	PAOZZ		78385	171079	NUT	EA	4
26	5	XBOZZ		78385	410-0059	HOUSING, BYPASS VALVE	EA	1
26	6	XDOZZ	5330-00-901-8258	80205	NAS1593-028	PACKING, PREFORMED	EA	2



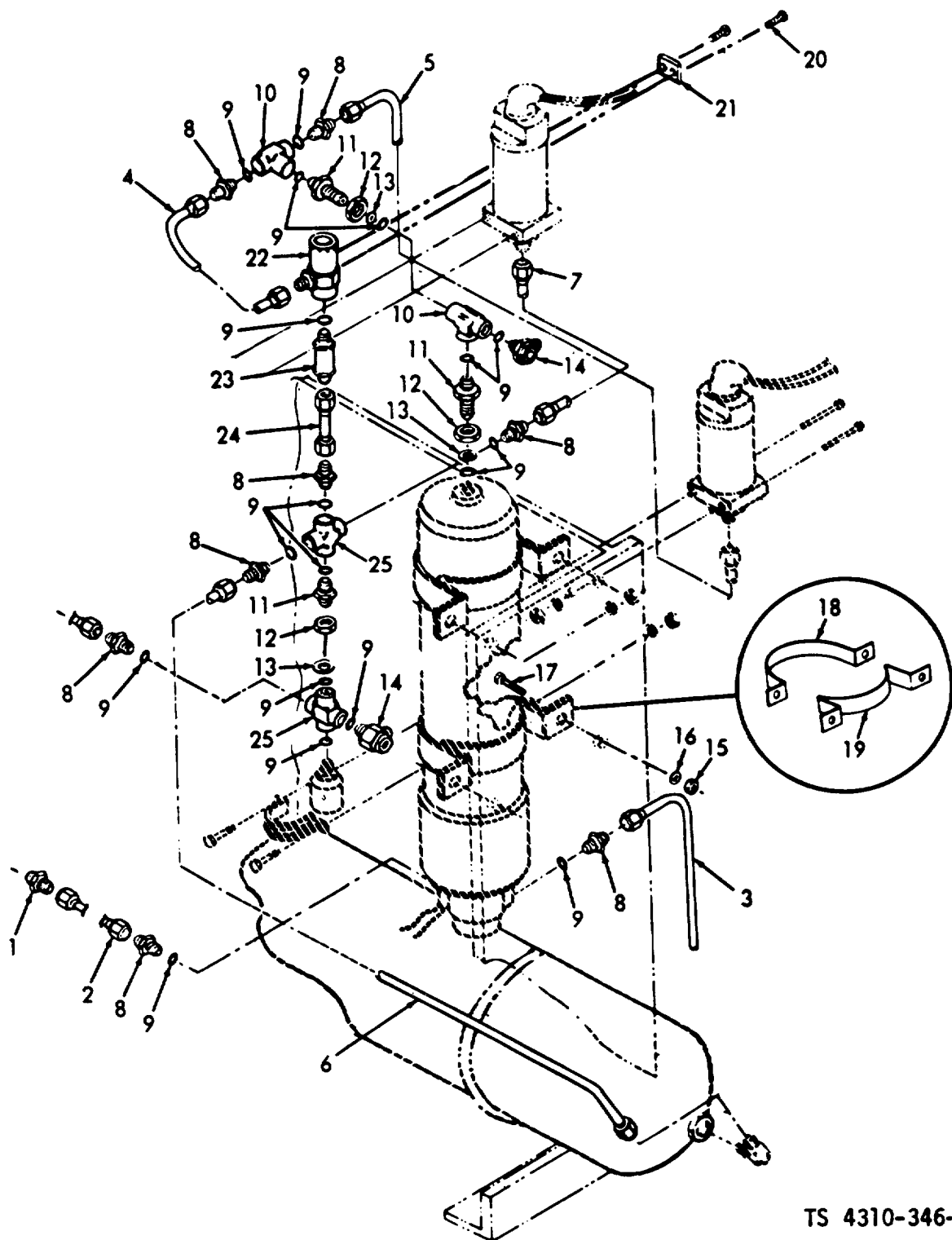
TS 4310-346-34P/27

Figure 27. Tube Clamps and Mounting Hardware.

SECTION II

TM 5-4310-346-20P

(1) ILLUSTRATION		(2) SMR CODE	(3) NATIONAL STOCK NUMBER	(4) FSCM	(5) PART NUMBER	(6) DESCRIPTION USABLE ON CODE	(7) U/M	(8) QTY INC IN UNIT
(a) FIG NO.	(b) ITEM NO.							
27	1	XDOZZ	4710-00-175-9545	78385	4428-0356	TUBE ASSEMBLY, 1ST STAGE OIL	EA	1
27	2	PAOZZ	4730-00-828-4207	96906	MS24394D3	ELBOW, TUBE.....	EA	1
27	3	PAOZZ	4730-00-277-6375	88044	AN289D3	NUT.....	EA	1
27	4	PAOZZ	5310-00-186-4946	96906	MS28777-3	RING, BACK-UP	EA	1
27	5	XDOZZ	5330-00-915-2266	80205	NAS1595-3	PACKING, PREFORMED	EA	1



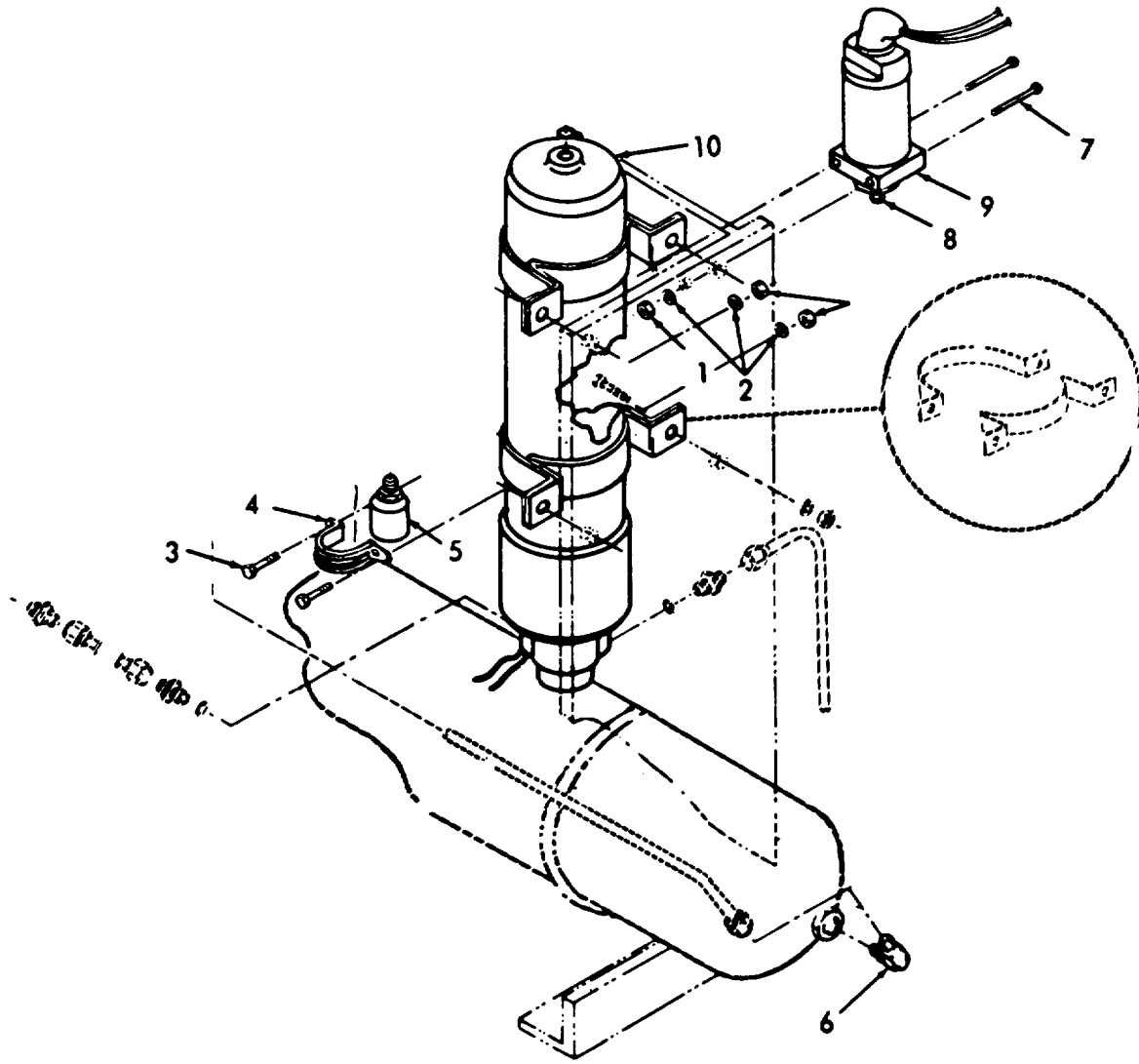
TS 4310-346-34P/34

Figure 34. Relief Valves, Lines and Fittings.

SECTION II

TM 5-4310-346-20P

(1) ILLUSTRATION		(2)	(3)	(4)	(5)	(6)	(7)	(8)
(a) FIG NO.	(b) ITEM NO.	SMR CODE	NATIONAL STOCK NUMBER	FSCM	PART NUMBER	DESCRIPTION	U/M	QTY INC IN UNIT
						USABLE ON CODE		
						GROUP 11 UNLOADING SYSTEM		
34	1	XBOZZ		88044	AN919-10C	REDUCER, EXTERNAL THREAD	EA	1
34	2	XDOZZ	4710-30-175-9392	78385	4428-0400	TUBE ASSEMBLY, MOISTURE SEPARATOR, INLET	EA	1
34	3	XDOZZ	4710-00-175-9389	78385	4428-0408	TUBE ASSEMBLY, MOISTURE SEPARATOR, DRAIN	EA	1
34	4	XDOZZ	4710-00-175-9384	78385	4428-0429	TUBE ASSEMBLY, MOISTURE SEPARATOR TO BACK PRESSURE VALVE ..	EA	1
34	5	XDOZZ	4710-00-175-9358	78385	4428-0430	TUBE ASSEMBLY, MOISTURE SEPARATOR TO INTERLOCK SWITCH	EA	1
34	6	XDOZZ	4710-00-175-9381	78385	4428-0377	TUBE ASSEMBLY, RESERVOIR TO CROSS	EA	1
34	7	XDOZZ	4710-00-175-9361	78385	4428-0428	TUBE ASSEMBLY, UNLOADER SWITCH TO CROSS	EA	1
34	8	XBOZZ		88044	AN815-4C	UNION FLARED TUBE	EA	8
34	9	PAOZZ	5330-00-959-1048	80205	NAS1595-4	PACKING, PREFORMED	EA	18
34	10	XBOZZ		88044	AN629-4	TEE, INTERNAL THREAD	EA	2
34	11	XBOZZ		88044	AN832-4C	UNION, BULKHEAD	EA	3
34	12	PAOZZ	4730-00-277-6372	88044	AN6289-4	NUT, FLARED TUBE	EA	3
34	13	PAOZZ	5310-00-186-4947	96906	MS28777-4	RING, BACK-UP	EA	3
34	15	PAOZZ	5310-00-732-0558	96906	MS51567-8	NUT, PLAIN, HEXAGON, BRACKET MTG	EA	4
34	16	PAOZZ	5310-00-595-7237	96906	MS35333-42	WASHER, LOCK BRACKET MTG	EA	4
34	17	PAOZZ	5305-00-265-3213	96506	MS90725-62	SCREW, BRACKET MTG	EA	4
34	18	XBOZZ		78385	407-0464-1	BRACKET, MOUNTING	EA	2
34	19	XBOZZ		78385	407-0464-2	BRACKET, MOUNTING	EA	2
34	20	XDOZZ	5305-00-282-4919	88044	AN502-10-12	SCREW, VALVE MTG	EA	2
34	21	XBOZZ		78385	468-0092	SPACER, BACK PRESSURE VALVE	EA	2
34	22	XBOZZ	4820-22-410-7354	78385	2670700-9	VALVE, BACK PRESSURE	EA	1
34	23	XDOZZ	4820-00-410-7455	78385	140B0100-1	VALVE, CHECK	EA	1
34	24	XDOZZ	4710-00-175-9362	78385	4428-0427	TUBE ASSEMBLY, CHECK VALVE TO CROSS	EA	1
34	25	XBOZZ		88044	AN937C4	CROSS, INTERNAL THREAD	EA	2



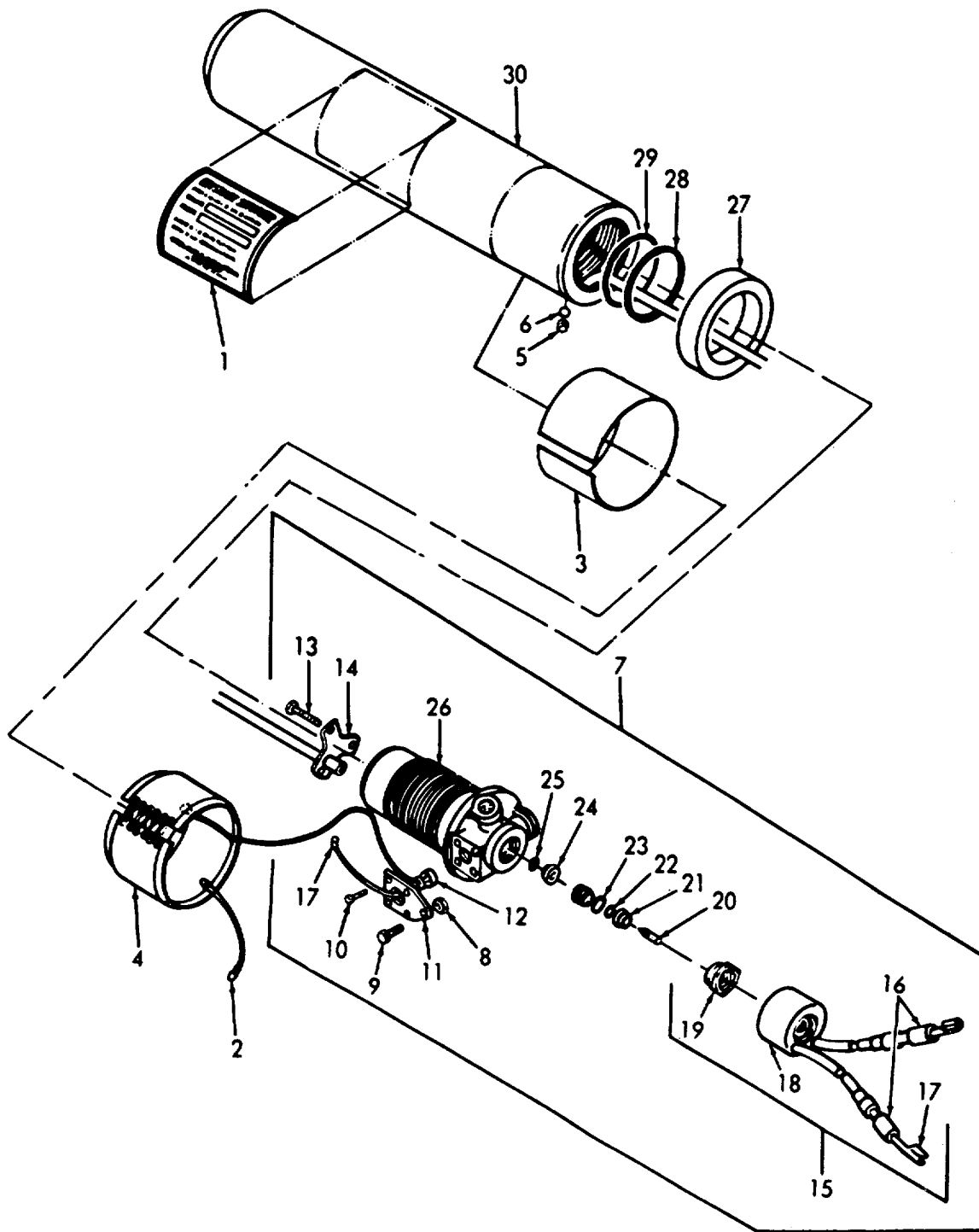
TS 4310-346-34P/35

Figure 35. Moisture Separator and Relief Valves.

SECTION II

TM 5-4310-346-20P

(1) ILLUSTRATION		(2) SMR CODE	(3) NATIONAL STOCK NUMBER	(4) FSCM	(5) PART NUMBER	(6) DESCRIPTION	(7) U/M	(8) QTY INC IN UNIT
(a) FIG NO.	(b) ITEM NO.							
35	1	PAOZZ	5310-00-934-9751	96506	MS35650-302	NUT, VALVE MTG	EA	4
35	2	PAOZZ	5310-00-045-3296	96906	MS35338-43	WASHER, LOCK, VALVE MTG	EA	4
35	3	PAOZZ	5305-00-989-7435	96506	S535207-264	SCREW, VALVE MTG	EA	2
35	4	XBOZZ		84971	TA4C56D26	CLAMP	EA	1
35	5	XDOZZ	4820-00-410-7002	78385	1168100-19	VALVE. PRESSURE RELIEF	EA	1
35	6	XDOZZ	4730-00-331-4950	96S06	MS20E22-4J	ELBOW FLARED TUBE	EA	1
35	7	PAOZZ	5305-00-995-6311	96906	MS35207-271	SCREW	EA	2
35	8	PAOZZ		88044	AN816-4-4C	NIPPLE FLARED TUBE	EA	1
35	9	XDOZZ	5930-00-172-1398	78385	4445-0248	SWITCH ASSEMBLY, AUTOMATIC PRESSURE UNLOADER	EA	1
35	10	PAOZZ	4330-00-009-8595	78385	4455-0029	FILTER, FLUID, PRESSURE, ASSEMBLY	EA	1



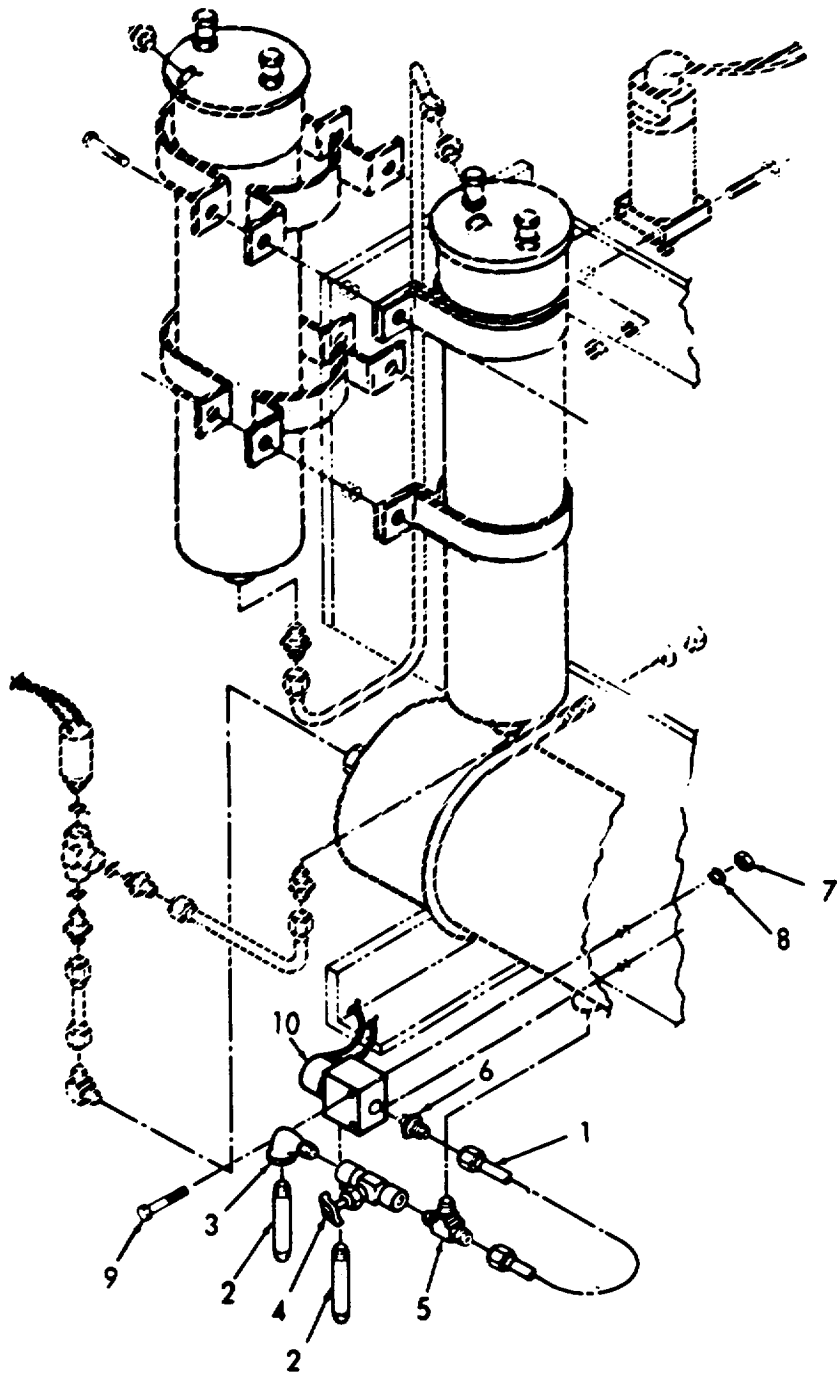
TS 4310-346-34P/36

Figure 36. Moisture Separator.

SECTION II

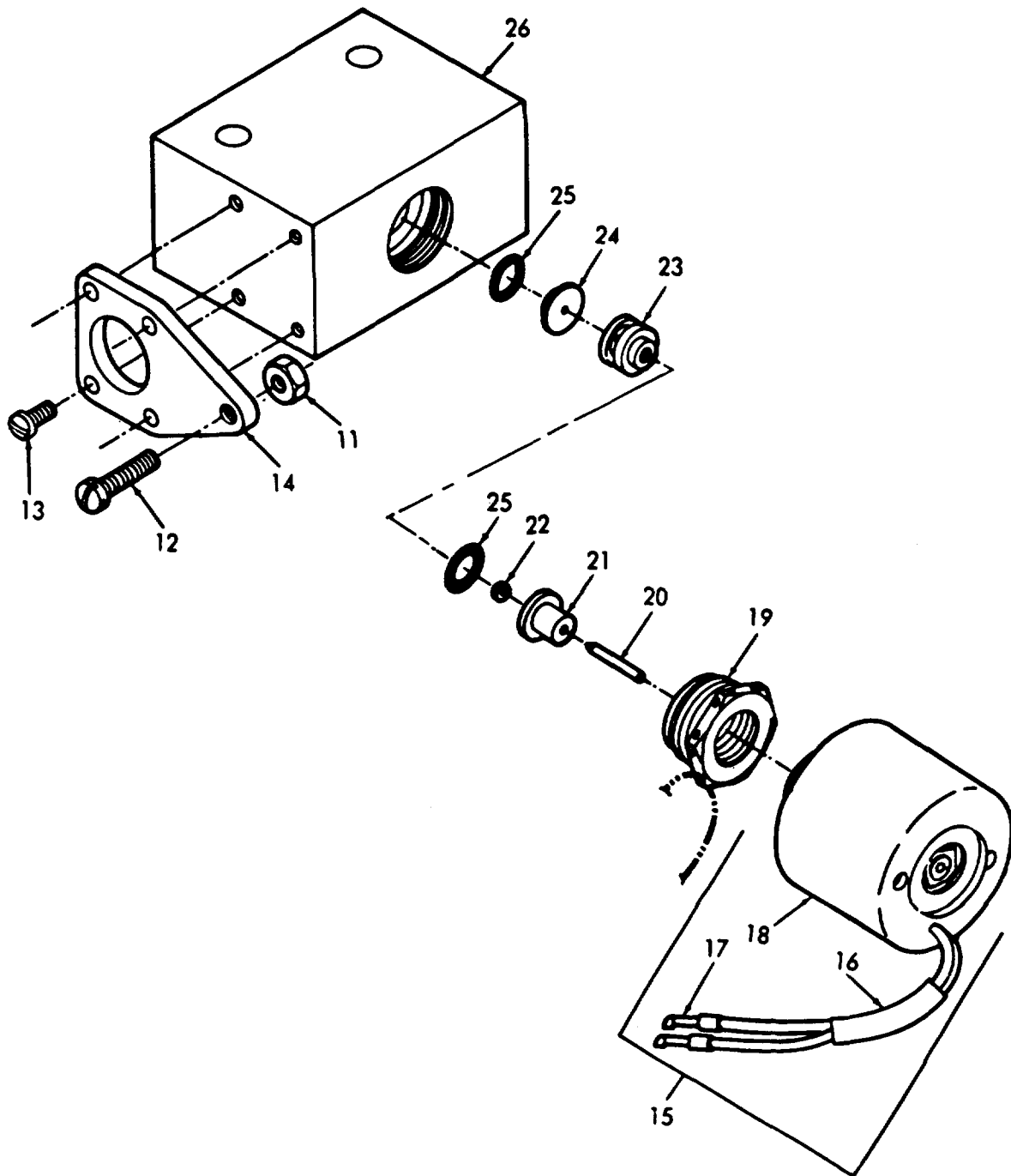
TM 5-4310-346-20P

(1) ILLUSTRATION		(2)	(3)	(4)	(5)	(6)	(7)	(8)
(a) FIG NO.	(b) ITEM NO.	SMR CODE	NATIONAL STOCK NUMBER	FSCM	PART NUMBER	DESCRIPTION	U/M	QTY INC IN UNIT
						USABLE ON CODE		
36	1	XBOZZ		78385	434-0343	PLATE, IDENTIFICATION	EA	1
36	2	XBOZZ	5440-00-712-6404	00779	320555	TERMINAL, QUICK DISCONNECT	EA	1
36	3	XBOZZ		95742	241	TAPE	EA	1



TS 4310-346-34P/37 ①

Figure 37. Dump Valves (Sheet 1 of 2).



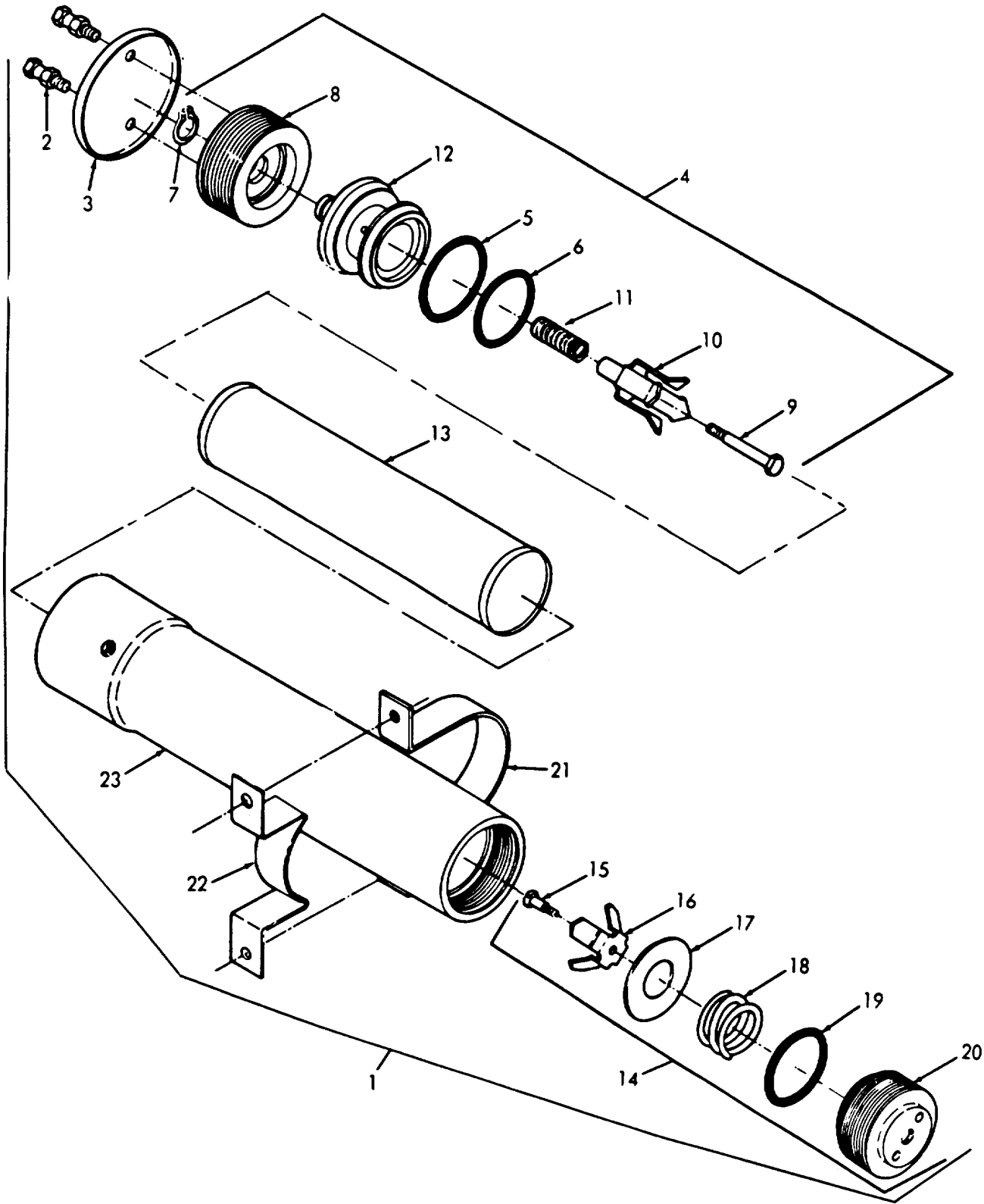
TS 4310-346-34P/37 (2)

Figure 37. Dump Valves (Sheet 2 of 2).

SECTION II

TM 5-4310-346-20P

(1) ILLUSTRATION		(2) SMR CODE	(3) NATIONAL STOCK NUMBER	(4) FSCM	(5) PART NUMBER	(6) DESCRIPTION USABLE ON CODE	(7) U/M	(8) QTY INC IN UNIT
(a) FIG NO.	(b) ITEM NO.							
37	1	XDOZZ	4710-00-175-9378	78385	4428-0431	TUBE ASSEMBLY, RESERVOIR TO DUMP VALVE	EA	1
37	2	XBOZZ		78385	628-0037-2	NIPPLE, PIPE.....	EA	2
37	3	XBOZZ		78385	311527	ELBOW	EA	1
37	4	PAOZZ	4820-00-172-5647	28968	3212F28	VALVE, NEEDLE.....	EA	1
37	5	XDOZZ	4730-00-172-5648	78385	428-0621	TEE, PIPE TO TUBE	EA	1
37	6	PAOZZ	4730-00-811-5587	88044	AN816-5J	NIPPLE, FLARED TUBE	EA	1
37	7	PAOZZ	5310-00-997-1888	96906	MS35649-2252	NUT, PLAIN, HEXAGON, VALVE MTG	EA	4
37	8	PAOZZ	5310-00-582-5965	96906	MS135338-44	WASHER, LOCK, VALVE MTG.....	EA	2
37	9	XDOZZ	5305-00-071-2511	96906	MS90725-15	SCREW, CAP, HEXAGON HEAD, VALVE MTG	EA	2
37	10	XDOZZ	4810-00-196-5007	78385	4465-0051	DUMP VALVE ASSEMBLY, RESERVOIR.....	EA	1



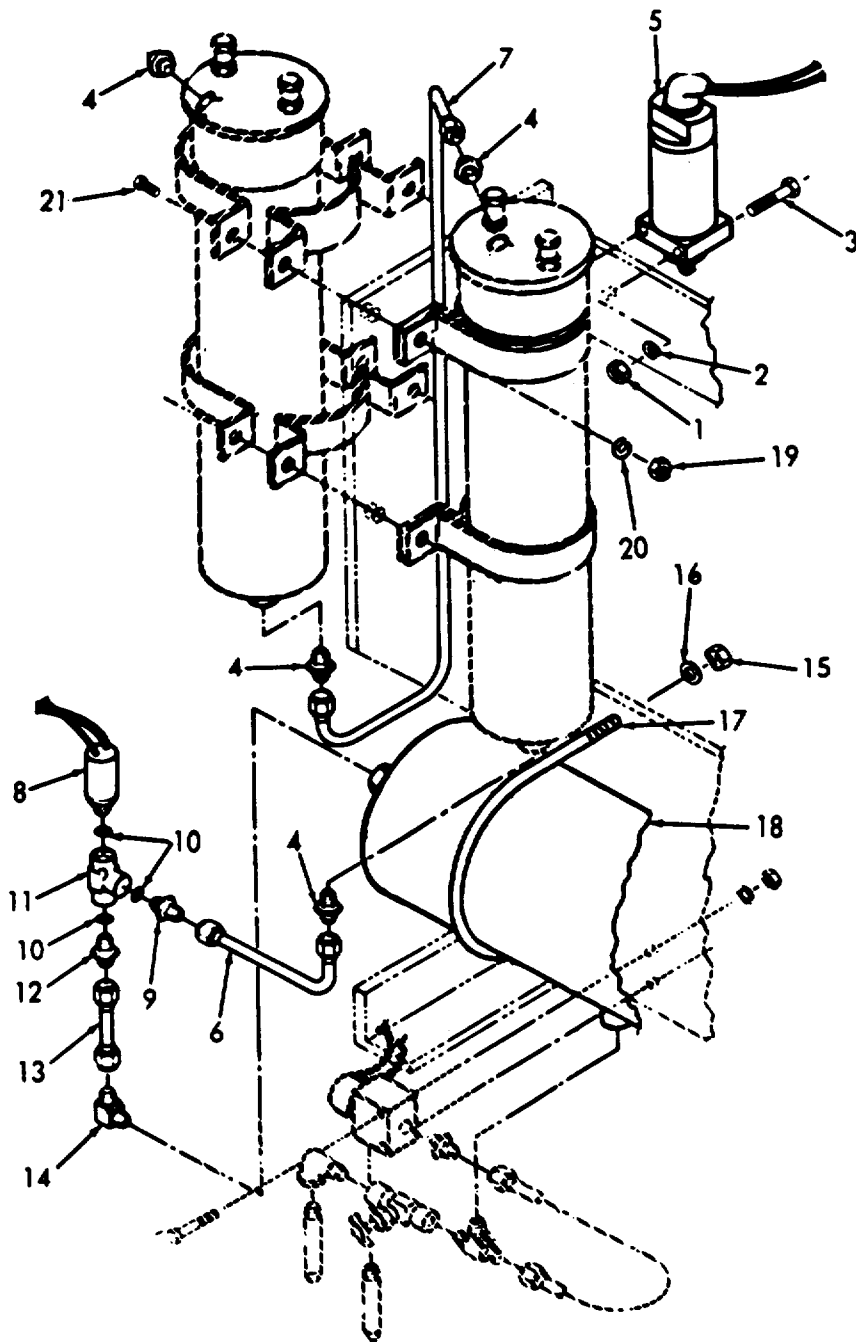
TS 4310-346-34P/38

Figure 38. Dehydrator Assembly.

SECTION II

TM 5-4310-346-20P

(1) ILLUSTRATION		(2)	(3)	(4)	(5)	(6)	(7)	(8)
(a) FIG NO.	(b) ITEM NO.	SMR CODE	NATIONAL STOCK NUMBER	FSCM	PART NUMBER	DESCRIPTION	U/M	QTY INC IN UNIT
						USABLE ON CODE		
38	1	PAOZO	4440-00-301-6294	82990	HPD1	DEHYDRATOR	EA	2
38	2	XBOZZ		82990	MB1-5820	STUD	EA	2
38	3	XBOZZ	4310-00-733-0561	82990	MB1-5819	HEAD COVER	EA	1
38	4	XBOZZ		82990	MB1-5811	HEAD ASSEMBLY	EA	1
38	5	PAOZZ	5330-00-196-5322	81044	AN6227B36	PACKING, PREFORMED	EA	1
38	6	PAOZZ	5330-00-640-9476	88044	AN6227B34	PACKING, PREFORMED	EA	1
38	13	PAOZZ	4440-00-580-7293	81349	MILC4952MA1	CARTRIDGE, DESSICANT	EA	1
38	21	XBOZZ		82990	MB1-5821	BRACKET, TOP HALF	EA	2
38	22	XBOZZ		82990	MB1-5822	BRACKET, LOWER HALF	EA	2



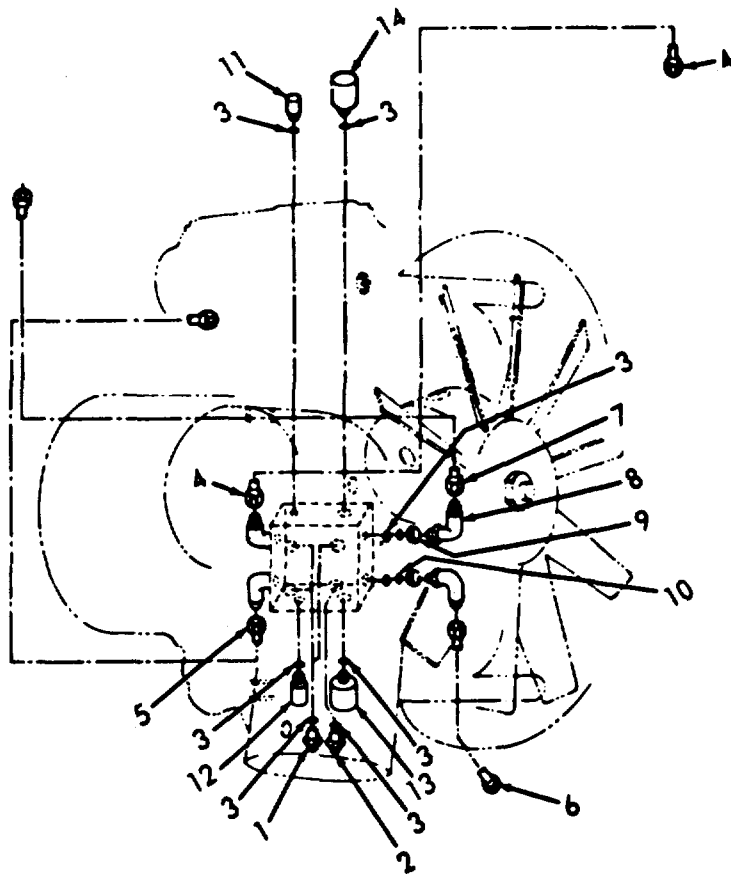
TS 4310-346-34P/41

Figure 41. Air Reservoir Components.

SECTION II

TM 5-4310-346-20P

(1) ILLUSTRATION		(2)	(3)	(4)	(5)	(6)	(7)	(8)
(a) FIG NO.	(b) ITEM NO.	SMR CODE	NATIONAL STOCK NUMBER	FSCM	PART NUMBER	DESCRIPTION	U/M	QTY INC IN UNIT
						USABLE ON CODE		
						GROUP 13 AIR RECEIVER		
41	1	PAOZZ	5310-00-934-9751	96906	MS35650-302	NUT, PLAIN, HEXAGON, SWITCH MTG	EA	2
41	2	PAOZZ	5310-00-045-3296	96906	MS35338-43	WASHER, LOCK, SWITCH MTG	EA	2
41	3	PAOZZ	5305-00-995-6311	96906	MS35207-271	SCREW, SWITCH MTG	EA	2
41	4	PAOZZ		88044	AN816-4-4C	NIPPLE, FLARED TUBE	EA	5
41	5	XDOZZ	5930-00-172-139S	78385	4445-0249	SWITCH ASSEMBLY, PRESSURE INTERLOCK.....	EA	1
41	6	XDOZZ	4710-00-175-9354	78385	4428-0386	TUBE ASSEMBLY, PRESSURE SWITCH TO DEHYDRATOR	EA	1
41	7	XDOZZ	4710-00-432-1162	78385	4428-0387	TUBE ASSEMBLY, DEHYDRATOR TO DEHYDRATOR	EA	1
41	8	XADZZ		02750	6607A-9-38A	SWITCH, PRESSURE	EA	1
41	9	PAOZZ	4730-00-433-2994	10989	20011-4-464	UNION, FILTER	EA	1
41	10	PAOZZ	5330-00-959-1048	80205	NAS1595-4	PACKING, PREFORMED	EA	3
41	11	XBOZZ		88044	AN938C4	TEE, INTERNAL THREAD	EA	1
41	12	PAOZZ	4730-00-433-2994	10989	20011-4-464	UNION, FILTER	EA	1
41	13	XDOZZ	4710-00-175-9356	78385	4428-0385	TUBE ASSEMBLY, RESERVOIR TO HIGH PRESSURE SWITCH	EA	1
41	14	XDOZZ	4730-00-331-4950	96906	MS20822-4J	ELBOW, FLARED TUBE	EA	1
41	19	PAOZZ	5310-00-732-0558	96906	MS51967-8	NUT, PLAIN, HEXAGON, DEHYDRATOR	EA	4
41	20	PAOZZ	5310-00-595-7237	96906	MS35333-42	WASHER, LOCK, DEHYDRATOR	EA	4
41	21	PAOZZ	5305-00-269-3213	96906	MS590725-62	SCREW, DEHYDRATOR	EA	4



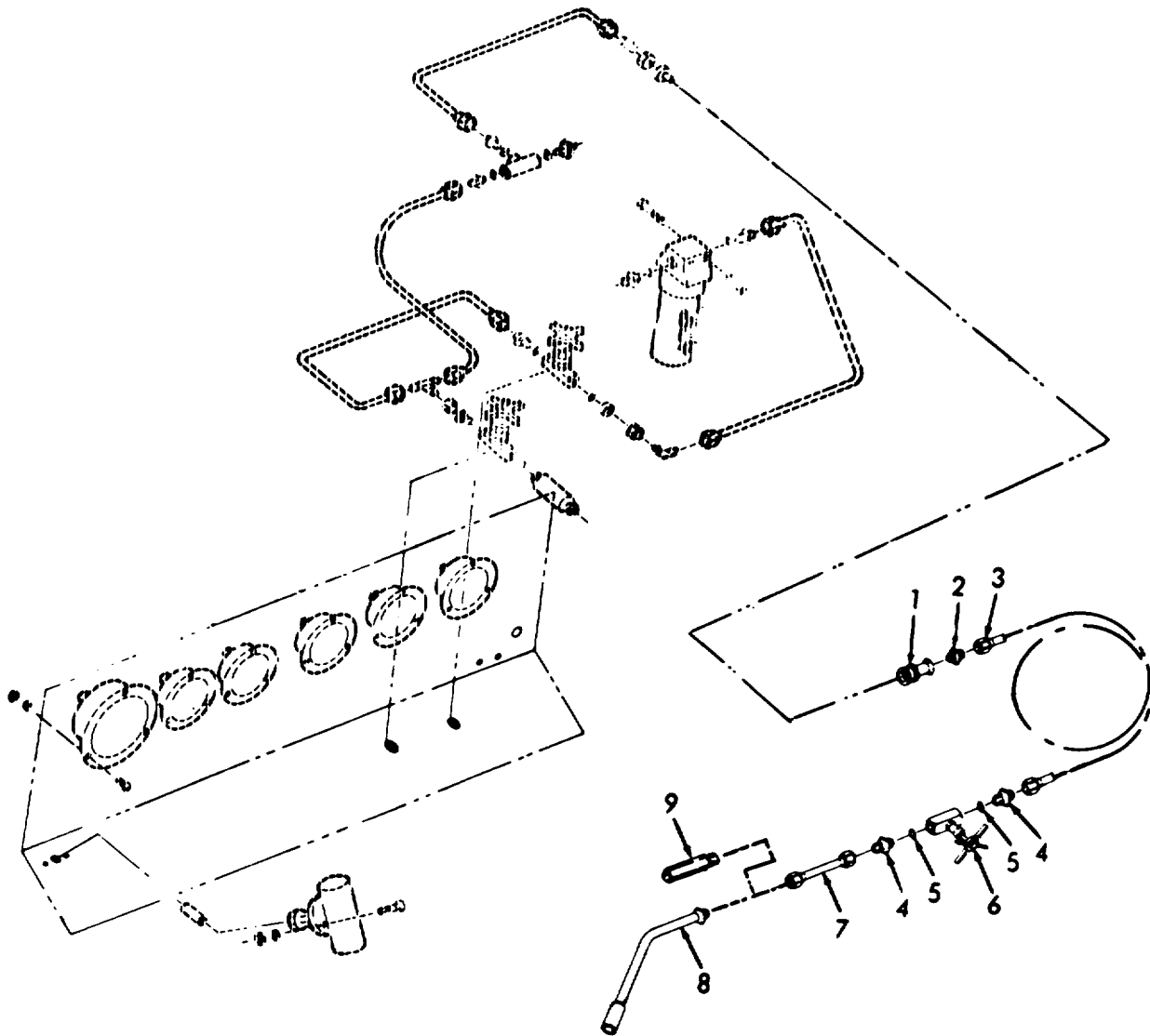
TS 4310-346-34P/42

Figure 42. Tubes and Fittings-Manifold.

SECTION II

TM 5-4310-346-20P

(1) ILLUSTRATION		(2)	(3)	(4)	(5)	(6)	(7)	(8)
(a) FIG NO.	(b) ITEM NO.	SMR CODE	NATIONAL STOCK NUMBER	FSCM	PART NUMBER	DESCRIPTION	U/M	QTY INC IN UNIT
						USABLE ON CODE		
						GROUP 14 AIR DISCHARGE		
42	1	PAOZZ		88044	AN816-4-4C	NIPPLE	EA	4
42	2	PAOZZ		88044	AN815-4C	UNION	EA	1
42	3	PAOZZ	5330-00-959-1048	80205	NAS1595-4	PACKING, PREFORMED	EA	12
42	4	XDOZZ	4710-00-175-9482	78385	4428-0418	TUBE ASSEMBLY, 1ST STAGE	EA	1
42	5	XDOZZ	4710-00-175-9441	78385	4428-0420	TUBE ASSEMBLY, 2ND STAGE.....	EA	1
42	6	XDOZZ	4710-00-175-9430	78385	4428-0422	TUBE ASSEMBLY, 3RD STAGE.....	EA	1
42	7	XDOZZ	4710-00-175-9410	78385	4428-0424	TUBE ASSEMBLY, 4TH STAGE	EA	1
42	8	PAOZZ	4730-00-231-3026	88044	AN833-4	ELBOW, BULKHEAD	EA	4
42	9	PAOZZ	4730-00-277-6372	88044	AN6289-4	NUT	EA	4
42	10	PAOZZ	5310-00-186-4947	96906	MS28777-4	PING, BACK-UP	EA	4
42	11	XDOZZ	4820-00-410-7393	78385	118B100-29	VALVE ASSEMBLY, 1ST STAGE, PRESSURE RELIEF	EA	1
42	12	XDOZZ	4820-00-410-7379	78385	118B100-30	VALVE ASSEMBLY, 2ND STAGE, PRESSURE RELIEF.....	EA	1
42	13	PAOZO	4820-00-001-3964	78385	116B100-16	VALVE ASSEMBLY, 3RD STAGE, PRESSURE RELIEF.....	EA	1
42	14	PAOZZ	4820-00-410-7404	78385	116B100-17	VALVE ASSEMBLY, 4TH STAGE, PRESSURE RELIEF	EA	1



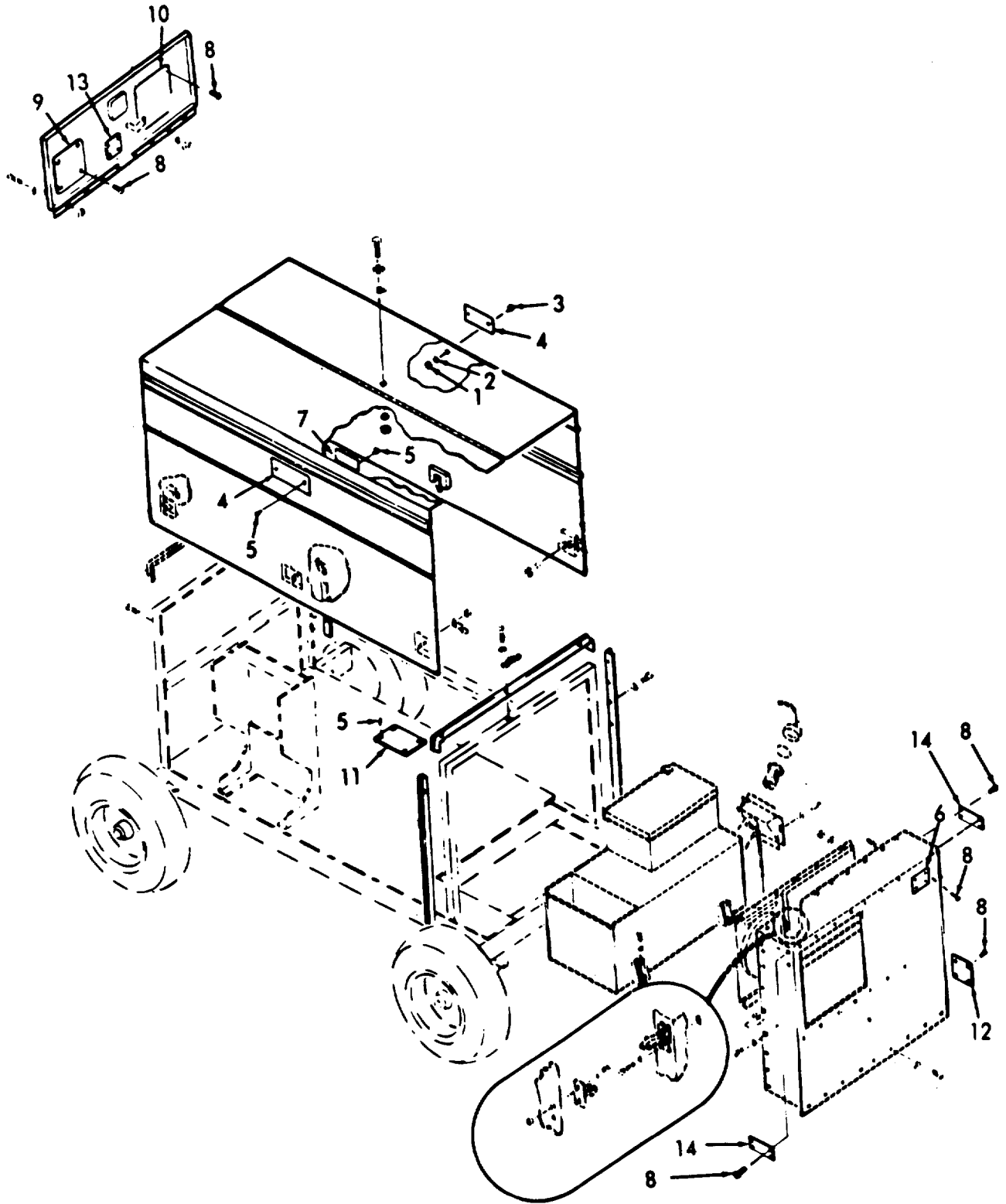
TS 4310-346-34P/43

Figure 43. Filter, Hose and Discharge Fittings.

SECTION II

TM 5-4310-346-20P

(1) ILLUSTRATION		(2)	(3)	(4)	(5)	(6)	(7)	(8)
(a) FIG NO.	(b) ITEM NO.	SMR CODE	NATIONAL STOCK NUMBER	FSCM	PART NUMBER	DESCRIPTION	U/M	QTY INC IN UNIT
						USABLE ON CODE		
						GROUP 15 ACCESSORY GROUP		
43	1	PAOZZ	4730-00-196-0341	93064	DHS440V	COUPLING, HALF, QUICK DISCONNECT.....	EA	1
43	2	PAOZZ		88044	AN816-4-4C	NIPPLE, FLARED TUBE TO PIPE	EA	1
43	3	PAOZZ	4720-00-022-1016	81349	MILH38390	HOSE ASSEMBLY, PNEUMATIC	EA	1
43	4	PAOZZ		88044	AN815-4C	UNION, FLARED TUBE	EA	2
43	5	PAOZZ	5330-00-959-1048	80205	NAS1595-4	PACKING, PREFORMED	EA	2
43	6	XBOZZ		28968	PY271MODI	VALVE, NEEDLE.....	EA	1
43	7	PAOZZ		78385	4428-0402	TUBE ASSEMBLY	EA	1
43	8	XBOZZ		18431	HF300	CHUCK, AIR	EA	1
43	9	XBOZZ		18876	8013290	PLUNGER, AIR (SHIPPED LOOSE).....	EA	1



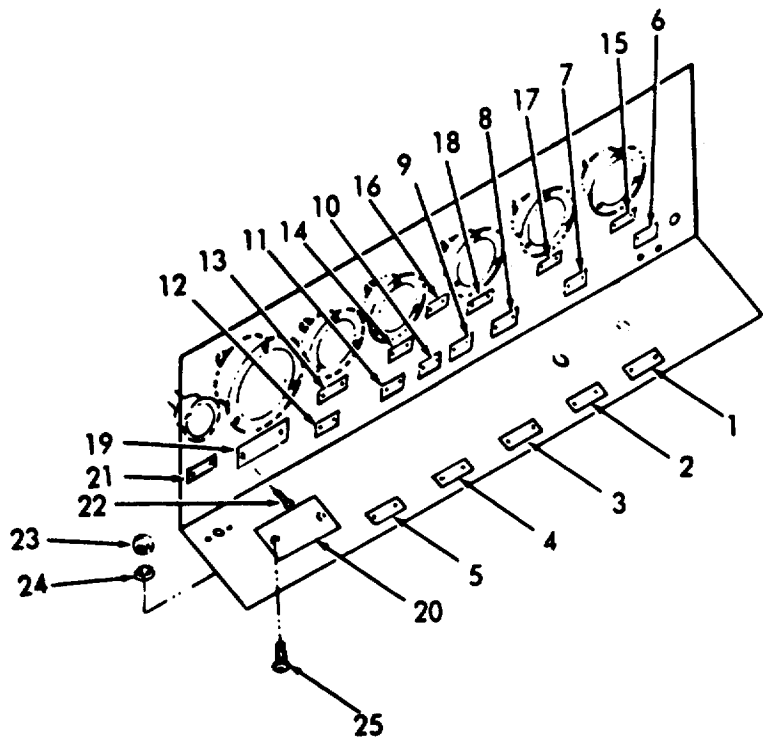
TS 4310-346-34P/44

Figure 44. Data Plates.

SECTION II

TM 5-4310-346-20P

(1) ILLUSTRATION		(2)	(3)	(4)	(5)	(6)	(7)	(8)
(a) FIG NO.	(b) ITEM NO.	SMR CODE	NATIONAL STOCK NUMBER	FSCM	PART NUMBER	DESCRIPTION	U/M	QTY INC IN UNIT
						USABLE ON CODE		
						GROUP 16 DATA PLATES		
44	1	PAOZZ	5310-00-807-1468	96906	MS21042-4	NUT, PLATE MTG	EA	4
44	2	PAOZZ	5310-00-141-1795	88044	AN960-416	WASHER, PLATE MTG.....	EA	4
44	3	XDOZZ	5305-00-767-5081	78385	489696	SCREW, PLATE MTG	EA	4
44	4	XBOZZ		78385	434-0342	PLATE, STEWART-WARNER NAME IDENTIFICATION	EA	2
44	5	PAOZZ	5305-00-253-560	96906	MS21318-7	SCREW, DRIVE-PLATE MOUNTING	EA	8
44	7	XBOZZ		78385	434-0348	PLATE, INSTRUCTION, DEHYDRATOR	EA	1
44	8	PAOZZ	5320-00-510-7823	07707	AD42ABS	RIVET, BLIND	EA	40
44	9	XBOZZ		78385	434-0351	PLATE, INFORMATION, ELECTRICAL SCHEMATIC	EA	1
44	10	XBOZZ		78385	434-0350	PLATE, INSTRUCTION, OPERATION.....	EA	1
44	11	XBOZZ		78385	434-0349	PLATE, INFORMATION, PNEUMATIC SCHEMATIC	EA	1
44	12	XBOZZ		78385	434-0347	PLATE, SHIPPING DATA	EA	1
44	13	XBOZZ		78385	434-0345	PLATE, WARNING, MOISTURE SEPARATOR, DUMP.....	EA	1
44	14	XBOZZ		78385	434-0361	PLATE, WARNING	EA	2



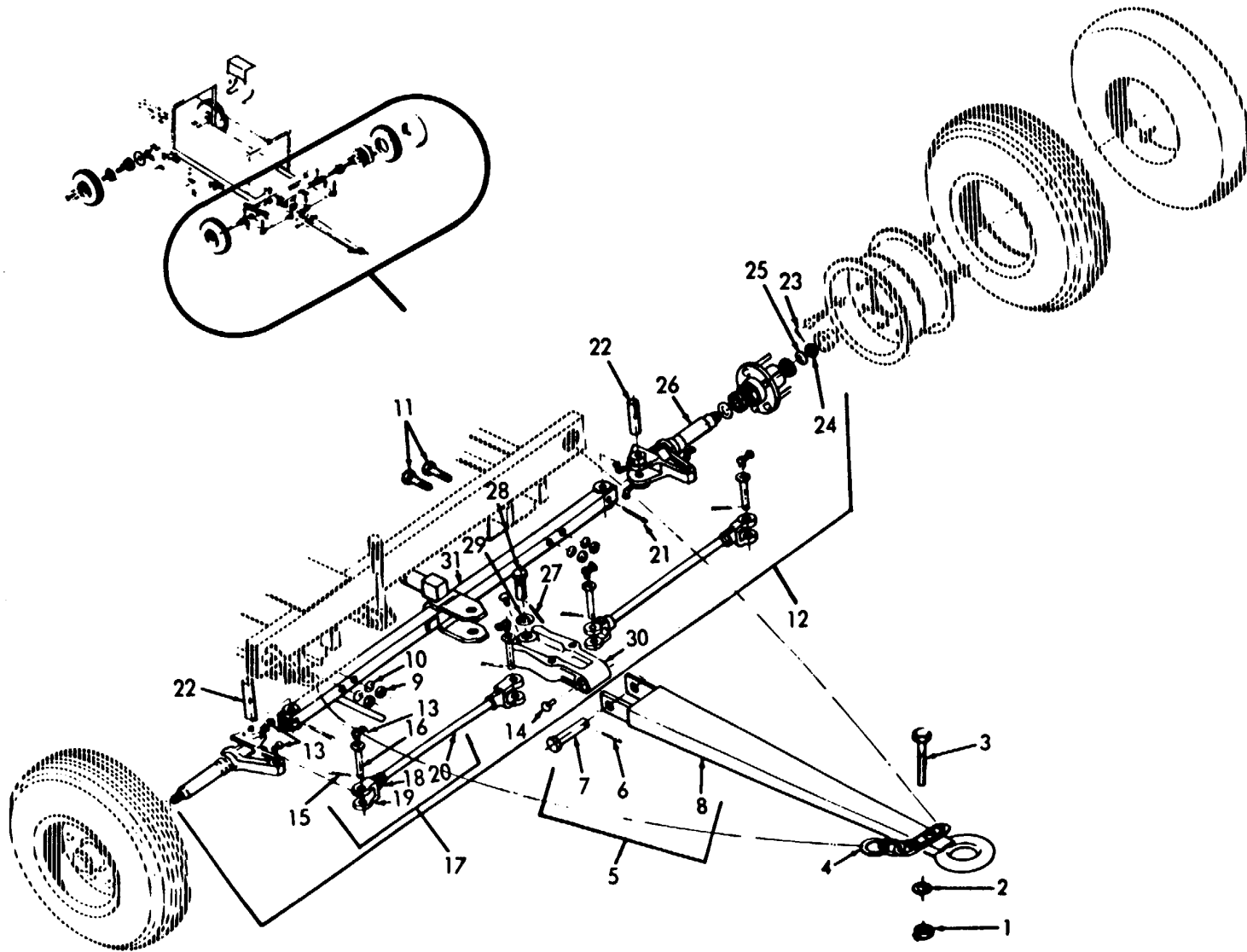
TS 4310-346-34P/46

Figure 46. Control Panel-Data Plates.

SECTION II

TM 5-4310-346-20P

(1) ILLUSTRATION		(2) SMR CODE	(3) NATIONAL STOCK NUMBER	(4) FSCM	(5) PART NUMBER	(6) DESCRIPTION USABLE ON CODE	(7) U/M	(8) QTY INC IN UNIT
(a) FIG NO.	(b) ITEM NO.							
46	1	XBOZZ		78385	434-0337	PLATE, IDENTIFICATION, OUTLET SHUTOFF	EA	1
46	2	XBOZZ		78385	434-0336	PLATE, IDENTIFICATION, HOSE BLEED	EA	1
46	3	XBOZZ		78385	434-0335	PLATE, IDENTIFICATION, MOISTURE SEPARATOR HEATER	EA	1
46	4	XBOZZ		78385	434-0334	PLATE, IDENTIFICATION, HOUR METER	EA	1
46	5	XBOZZ		78385	434-0333	PLATE, IDENTIFICATION, AUXILIARY POWER, 24 VDC	EA	1
46	6	XBOZZ		78385	434-0332	PLATE, IDENTIFICATION, PRESSURE OUTLET.....	EA	1
46	7	XBOZZ		78385	434-0331	PLATE, IDENTIFICATION, INTERIOR LIGHT	EA	1
46	8	XBOZZ		78385	434-0330	PLATE, IDENTIFICATION, START.....	EA	1
46	9	XBOZZ		78385	434-0329	PLATE, IDENTIFICATION, SAFETY CIRCUIT BY PASS.....	EA	1
46	10	XBOZZ		78385	434-0328	PLATE, IDENTIFICATION, SYSTEM	EA	1
46	11	XBOZZ		78385	434-0327	PLATE, IDENTIFICATION, MOISTURE SEPARATOR, DUMP	EA	1
46	12	XBOZZ		78385	434-0326	PLATE, IDENTIFICATION, PANEL LIGHTS	EA	1
46	13	XBOZZ		78385	434-0325	PLATE, IDENTIFICATION, RESERVOIR PRESSURE	EA	1
46	14	XBOZZ		78385	434-0324	PLATE, IDENTIFICATION, AFTERCOOLER PRESSURE	EA	1
46	15	XBOZZ		78385	434-0323	PLATE, IDENTIFICATION, 3RD STAGE PRESSURE	EA	1
46	16	XBOZZ		78385	434-0322	PLATE, IDENTIFICATION, CLUTCH	EA	1
46	17	XBOZZ		78385	434-0321	PLATE, IDENTIFICATION, 2ND STAGE PRESSURE.....	EA	1
46	18	XBOZZ		78385	434-0320	PLATE, IDENTIFICATION, 1ST STAGE PRESSURE.....	EA	1
46	19	XBOZZ		78385	434-0319	PLATE, IDENTIFICATION, SERVICE LINE PRESSURE	EA	1
46	20	XBOZZ		27193	30-5632-14	PLATE, ON-OFF , HEATER	EA	1
46	21	XBOZZ		78385	434-0364	PLATE, IDENTIFICATION, AMMETER	EA	1
46	22	PAOZZ	5320-00-510-7823	07707	AD42ABS	RIVET, BLIND	EA	40
46	23	PAOZZ	5310-00-934-9747	96906	MS35649-262	NUT	EA	3
46	24	PAOZZ	5310-00-209-0788	96906	MS35335-30	WASHER, LOCK.....	EA	2
46	25	PAOZZ	5305-00-984-4984	96906	MS35206-227	SCREW, MACHINE	EA	2



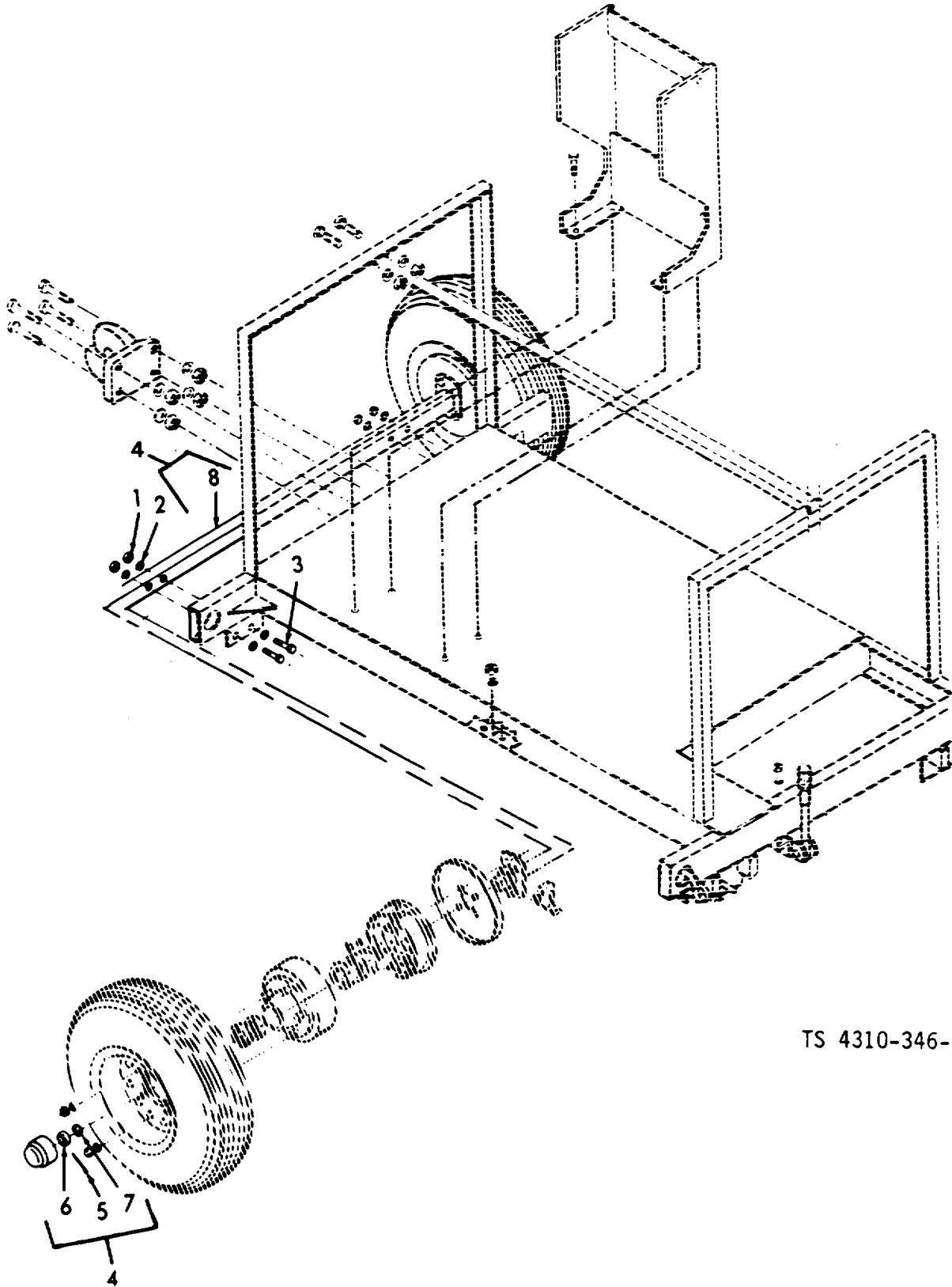
TS 4310-346-34P/47

Figure 47. Front Axle and Draw Bar.

SECTION II

TM 5-4310-346-20P

(1) ILLUSTRATION		(2)	(3)	(4)	(5)	(6)	(7)	(8)
(a) FIG NO.	(b) ITEM NO.	SMR CODE	NATIONAL STOCK NUMBER	FSCM	PART NUMBER	DESCRIPTION	U/M	QTY INC IN UNIT
						USABLE ON CODE		
						GROUP 17 FRONT AXLE		
47	1	PAOZZ	5310-00-763-8901	96906	MS51968-23	NUT	EA	1
47	2	PAOZZ	5310-00-584-7888	96906	MS35338-51	WASHER, LOCK.....	EA	1
47	3	PAOZZ	5305-00-762-6041	96906	MS90727-189	SCREW, CAP, HEXAGON HEAD	EA	1
47	4	XBOZZ		97403	13208E8881	CHAIN, SAFETY	EA	2
47	5	XBOZZ		95026	5-7016	DRAWBAR ASSEMBLY, LIGHT CHANNEL-3 DIA , HOLLOW EYE, 47-7/8.....	EA	1
						IN.CENTERS		
47	6	XBOZZ		95026	9X207	PIN, COTTER, HINGE PIN.....	EA	1
47	7	XBOZZ		95026	14-801	PIN, HINGE	EA	1
47	8	XAOZZ		95026	7016-05	DRAWBAR, SUB-ASSEMBLY	EA	1
47	13	PAOZZ	4730-00-808-3833	95026	3-41C	FITTING, LUBRICATION, AXLE.....	EA	1
47	14	XBOZZ		95026	4-41C	FITTING, LUBRICATION, AXLE	EA	2
47	23	XBOZZ		95026	9X148	PIN, COTTER, SPINDLE	EA	2
47	24	XBOZZ	5310-00-911-5467	95026	2-906	NUT, SPINDLE	EA	2
47	25	XBOZZ	5310-00-911-5468	95C26	7-914	WASHER, KEY, SPINDLE.....	EA	2



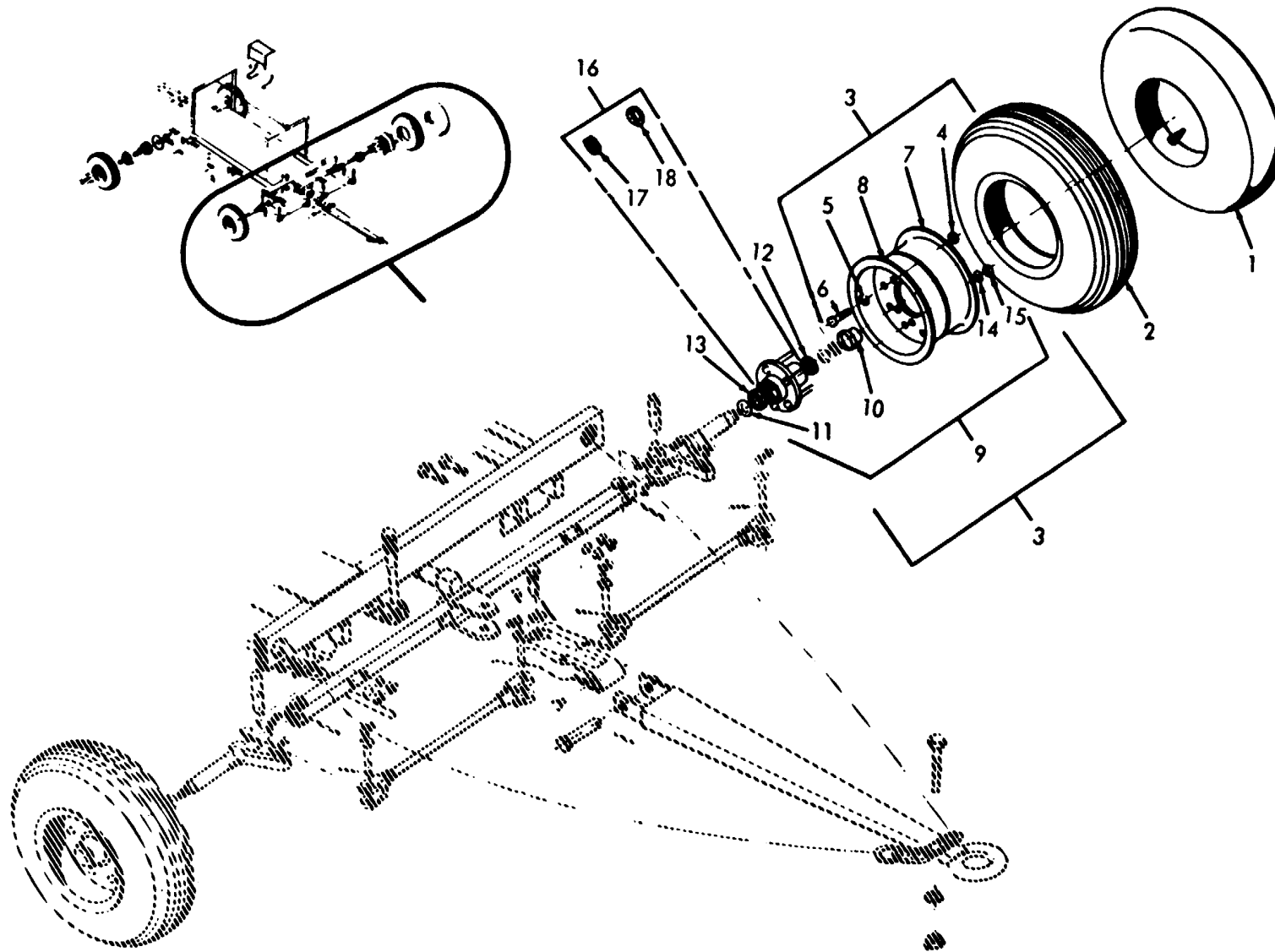
TS 4310-346-34P/48

Figure 48. Frame, Running Gear Unit, Tires, Tubes and Components.

SECTION II

TM 5-4310-346-20P

(1) ILLUSTRATION		(2)	(3)	(4)	(5)	(6)	(7)	(8)
(a) FIG NO.	(b) ITEM NO.	SMR CODE	NATIONAL STOCK NUMBER	FSCM	PART NUMBER	DESCRIPTION	U/M	QTY INC IN UNIT
						USABLE ON CODE		
						GROUP 18 REAR AXLE		
48	5	XBOZZ		95026	9X148	PIN, COTTER, SPINDLE	EA	2
48	6	XBOZZ	5310-00-911-5467	95026	2-906	NUT, SPINDLE	EA	2
48	7	XBOZZ	5310-00-911-5468	95026	7-914	WASHER, KEY, SPINDLE.....	EA	2



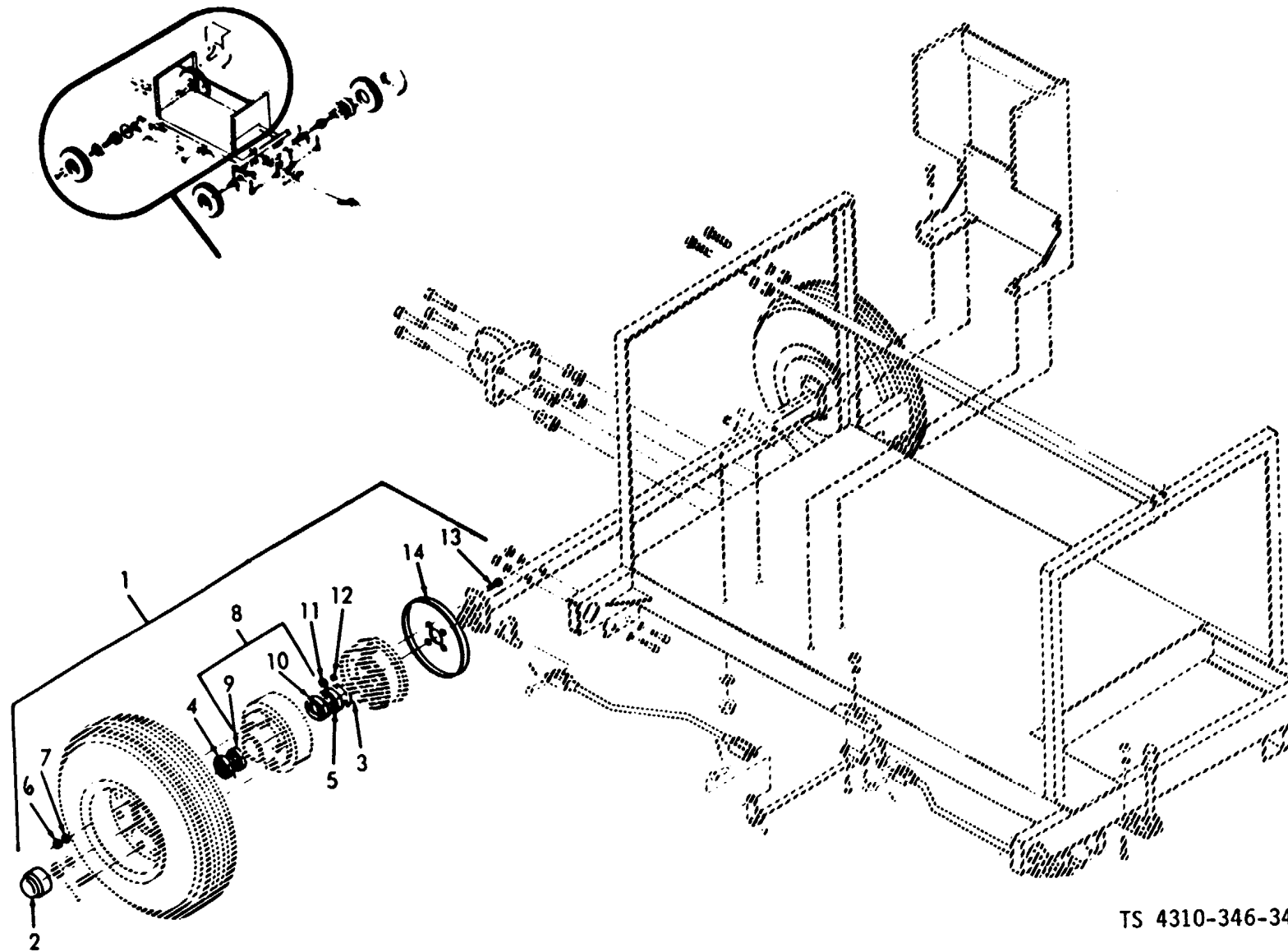
TS 4310-346-34P/50

Figure 50. Wheels, Tires, Tubes, Hub and Components.

SECTION II

TM 5-4310-346-20P

(1) ILLUSTRATION		(2)	(3)	(4)	(5)	(6)	(7)	(8)
(a) FIG NO.	(b) ITEM NO.	SMR CODE	NATIONAL STOCK NUMBER	FSCM	PART NUMBER	DESCRIPTION	U/M	QTY INC IN UNIT
						USABLE ON CODE		
						GROUP 20 WHEELS		
50	1	PAOZZ		96906	MS35392-52	TUBE	EA	4
50	2	PAOZH	2610-00-050-9840	96906	MS35389-6	TIRE	EA	4
50	3	PAOZZ	2530-00-528-7224	96906	MS24325-1	WHEEL, PNEUMATIC TIRE.....	EA	4
50	4	PAOZZ	5310-00-732-0550	96906	MS51968-8	NUT, PLAIN, HEXAGON, WHEEL	EA	8
50	5	PAOZZ		96906	MS35338-46	WASHER, LOCK, WHEEL	EA	8
50	6	PAOZZ	5305-00-269-3209	96906	MS90725-58	SCREW, CAP, HEXAGON HEAD, WHEEL	EA	8
50	7	XAOZZ		96906	MS24325	DISC, WHEEL, W/VALVE HOLE	EA	4
50	8	XAOZZ		96906	MS24325	DISC, WHEEL, W/O VALVE HOLE	EA	4
50	9	XBOZZ		95026	10-606	HUB ASSEMBLY, FRONT.....	EA	2
50	10	XBOZZ		95026	15-1001	CAP, GREASE.....	EA	1
50	11	PAOZZ	5330-00-631-6649	95026	14-1000	SEAL, GREASE	EA	1
50	12	PAOZZ	3110-00-198-2169	95026	17X136	CONE, OUTER BEARING.....	EA	1
50	13	PAOZZ	3110-00-100-3531	95026	17X138	CONE AND ROLLERS	EA	1
50	14	PAOZZ		96906	MS35338-48	WASHER, HUB	EA	5
50i	15	PAOZZ	5310-00-732-0560	96506	MS51968-14	NUT, WHEEL AXLE	EA	5
50	16	XAOZZ		95026	12-606	HUB SUB-ASSEMBLY	EA	1
50	17	PAOZZ	3110-00-198-2170	95026	17X135	CUP, OUTER BEARING	EA	1
50	18	PAOZZ	3110-00-100-0542	95026	17X137	CUP, INNER BEARING	EA	1



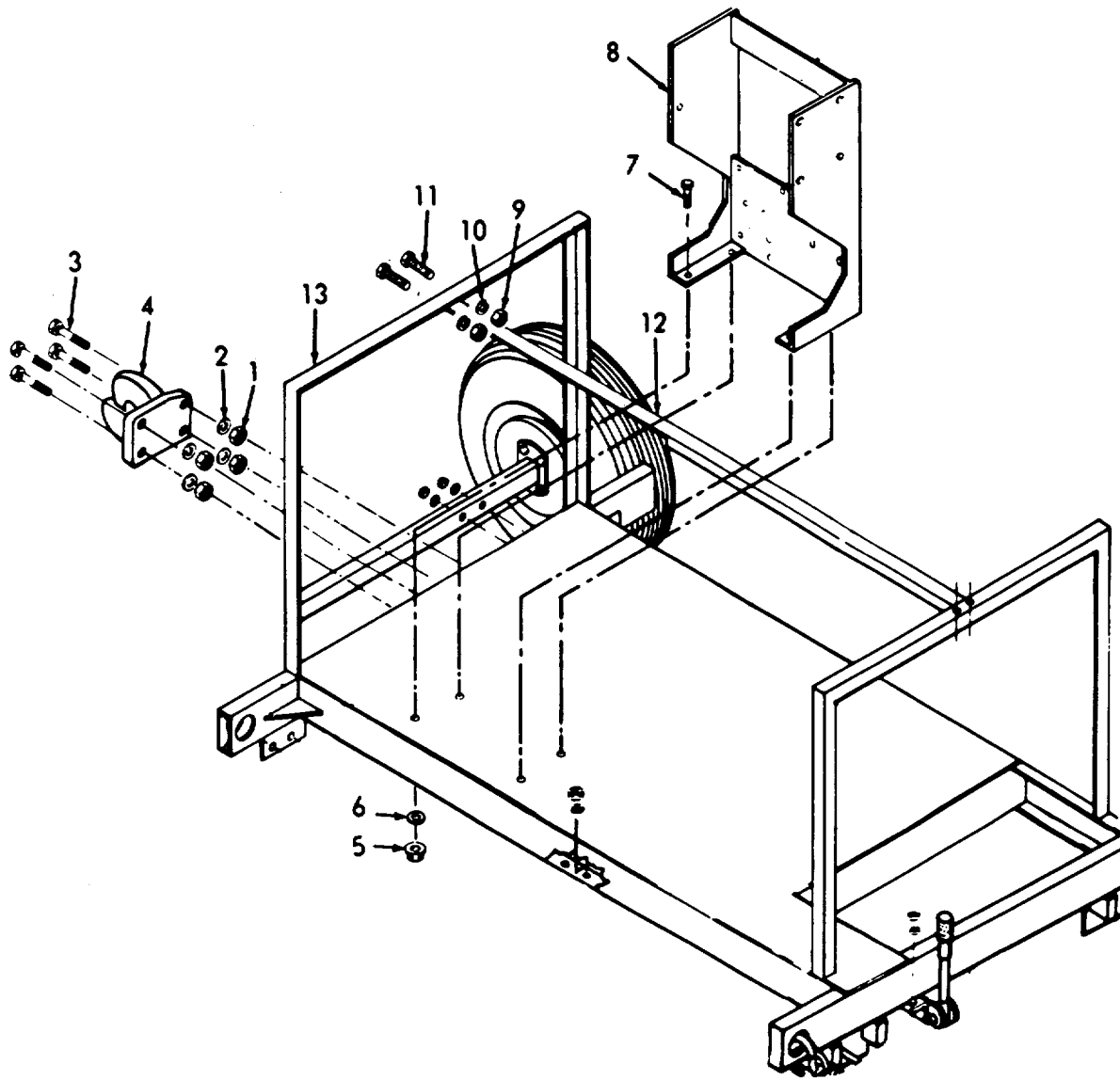
TS 4310-346-34P/51

Figure 51. Brake Drum and Components.

SECTION II

TM 5-4310-346-20P

(1) ILLUSTRATION		(2) SMR CODE	(3) NATIONAL STOCK NUMBER	(4) FSCM	(5) PART NUMBER	(6) DESCRIPTION USABLE ON CODE	(7) U/M	(8) QTY INC IN UNIT
(a) FIG NO.	(b) ITEM NO.							
51	1	XBOZZ		95026	21-606	HUB AND DRUM ASSEMBLY	EA	2
51	2	XBOZZ		95026	15-1001	CAP, GREASE	EA	1
51	3	PAOZZ	5330-00-631-6645	95026	14-1000	SEAL, GREASE	EA	1
51	4	PAOZZ	3110-00-198-2165	95026	17X136	CONE, OUTER BEARING	EA	1
51	5	XBOZZ	3110-00-100-3531	95026	17X138	CONE AND ROLLERS	EA	1
51	6	PAOZZ	5310-00-732-0560	96906	MS51968-14	NUT, WHEEL	EA	5
51	7	PAOZZ		96906	MS35338-48	WASHER, LOCK	EA	5
51	8	XAOZZ		95026	20-606	HUB AND DRUM SUB-ASSEMBLY	EA	1
51	9	PAOZZ	3110-00-198-2170	95026	17X135	CUP, OUTER BEARING	EA	1
51	10	PAOZZ	3110-00-100-0542	95026	17X137	CUP, INNER BEARING	EA	1



TS 4310-346-34P/52

Figure 52. Frame and Pintle.

SECTION II

TM 5-4310-346-20P

(1) ILLUSTRATION		(2)	(3)	(4)	(5)	(6)	(7)	(8)
(a) FIG NO.	(b) ITEM NO.	SMR CODE	NATIONAL STOCK NUMBER	FSCM	PART NUMBER	DESCRIPTION	U/M	QTY INC IN UNIT
						USABLE ON CODE		
						GROUP 21 FRAME, DRAWBAR AND TOWING ATTACHMENT		
52	1	XBOZZ	5310-00-113-3751	96906	MS35650-3392	NUT, PINTLE TO FRAME	EA	4
52	2	PAOZZ		96906	MS35338-48	WASHER, LOCK	EA	4
52	3	PAOZZ	5305-00-725-0154	96906	MS90727-112	SCREW, CAP, HEXAGON HEAD	EA	4
52	4	XBOZZ	2540-00-835-9039	96906	MS51335-2	PINTLE ASSEMBLY, TOW.	EA	1
52	9	PAOZZ	5310-00-997-1888	96906	MS35649-2252	NUT	EA	4
52	10	PAOZZ	5310-00-582-5965	96906	MS35338-44	WASHER, LOCK	EA	4
52	11	PAOZZ	5305-00-068-0502	96906	MS90725-6	SCREW	EA	4
52	12	XBOZZ		78385	G704777	CHANNEL, COVER SUPPORT.....	EA	1

SECTION IV

NATIONAL STOCK NUMBER AND PART NUMBER INDEX

TM 5-4310-346-20P
PMN 16 OF X42CEN4164R

STOCK NUMBER	FIGURE NO.	ITEM NO.	STOCK NUMBER	FIGURE NO.	ITEM NO.
4820-00-001-3964	42	13	4710-00-175-9351	22	6
4440-00-001-6294	38	1	4710-00-175-9352	20	17
2990-00-008-1678	17	14	4710-00-175-9353	20	14
4330-00-006-8820	21	5	4710-00-175-9354	41	6
6685-00-009-5175	20	13	4710-00-175-9356	41	13
4330-00-009-8595	35	10	4710-00-175-9358	34	5
6240-00-019-2102	9	7	4710-00-175-9361	34	7
4720-00-022-1016	43	3	4710-00-175-9362	34	24
4720-00-024-3972	4	14	4710-00-175-9378	37	1
4330-00-025-3493	5	15	4710-00-175-9381	34	6
5305-00-040-9308	16	9	4710-00-175-9384	34	4
5310-00-04g-3296	1	2	4710-00-175-9889	34	3
5310-00-045-3296	1	25	4710-00-175-9392	34	2
5310-00-045-3296	35	2	4710-00-175-9410	42	7
5310-00-045-3296	41	2	4710-00-175-9430	42	6
5310-00-045-4007	2	14	4710-00-175-9441	42	5
2610-00-050-9840	50	2	4710-00-175-9482	42	4
5310-00-056-3395	e	6	4710-00-175-9544	27	17
6140-00-057-2553	12	14	2910-00-175-9574	2	25
5305-00-059-3659	4	21	6140-00-179-6781	12	9
5305-00-059-3659	17	11	6140-00-179-6895	12	7
5310-00-064-1849	11	21	5306-00-182-2008	5	14
5305-00-068-0501	2	15	5310-00-184-9562	16	21
5305-00-068-0501	5	6	5310-00-186-4946	27	20
5305-00-068-0501	20	4	5310-00-186-4947	20	29
5305-00-068-0501	23	10	5310-00-186-4947	34	13
5305-00-068-0502	2	1	5310-00-186-4947	42	10
5305-00-068-0502	16	16	4730-00-188-8032	13	4
5305-00-068-0502	17	3	4820-00-191-7127	20	26
5305-00-068-0502	52	11	4730-00-196-0341	43	1
5305-00-071-2237	21	4	4730-00-196-0350	20	20
5305-00-071-2241	16	13	4710-00-196-2155	4	12
5305-00-071-2511	37	9	4710-00-196-2209	4	1
2940-00-071-2653	20	5	4710-00-196-2311	22	8
5310-00-080-6004	6	8	4810-00-196-5007	37	10
5310-00-080-8495	12	1	4310-00-196-5149	13	13
5310-00-082-1404	8	2	5330-00-196-5322	38	5
5305-00-088-9044	1	22	2520-00-197-0205	26	8
6645-00-089-8842	10	8	3110-00-198-2169	50	12
3110-00-100-0542	50	s18	3110-00-198-2169	51	4
3110-00-100-0542	51	10	3110-00-198-2170	50	17
3110-00-100-3537	50	13	3110-00-198-2170	51	9
3110-00-100-3537	51	5	5340-00-205-6301	11	25
5310-00-113-3757	52	1	5310-00-208-5769	20	19
2910-00-115-0471	2	24	5310-00-209-0786	5	7
4730-00-118-5096	20	18	5310-00-209-0786	10	10
5305-00-135-1063	E	10	5310-00-209-0786	17	4
5310-00-138-1116	e	1	5310-00-209-0786	20	3
5310-00-141-1795	1	6	5310-00-209-0788	9	9
5310-00-141-1795	12	2	5310-00-209-0788	10	6
5310-00-141-1795	44	2	5310-00-209-0788	20	7
5310-00-153-2112	10	14	5310-00-209-0788	46	24
6240-00-155-8714	10	26	6210-00-224-3304	10	25
5310-00-161-9561	10	13	5305-00-225-3840	1	7
5330-00-166-1063	2e	9	5305-00-225-3840	10	11
5310-00-167-0821	12	12	5306-00-226-4831	24	1
5310-00-167-0821	12	19	4730-00-231-3026	13	2
5930-00-172-1393	16	25	4730-00-231-3026	42	8
5930-00-172-1395	26	1	4730-00-231-400S	24	17
5945-00-172-1397	13	14	5360-00-235-1904	13	17
5930-00-172-1398	35	9	5360-00-235-1954	13	10
5930-00-172-1399	41	5	5310-00-241-6640	12	18
4820-00-172-5647	37	4	5310-00-245-8825	17	9
4730-00-172-5648	37	5	5325-00-249-6345	12	21
4710-00-175-9315	5	4	5930-00-253-0426	10	22
4710-00-175-9316	5	3	5305-00-253-5606	44	5
4710-00-175-9317	16	10	6240-00-266-9940	8	5
4710-00-175-9318	16	14	4240-00-266-9940	8	7
4710-00-175-9319	16	15	6240-00-266-9940	8	9
4710-00-175-9321	4	19	5305-00-269-3209	50	6
4710-00-153-9322	4	17	5305-00-269-3213	6	3
4710-00-171-9323	4	9	5305-00-269-3213	12	6
4730-00-175-9324	4	7	5305-00-269-3213	34	17
4710-00-175-9325	4	5	5305-00-269-3213	41	21
4710-00-175-9326	22	7	4730-00-270-4613	4	13
4710-00-175-9327	22	1	5925-00-271-8659	10	24
4710-00-175-9328	22	2	4730-00-274-8520	4	16
4710-00-175-9329	22	3	4730-00-277-6372	20	28
4710-00-175-9330	22	4	4730-00-277-6372	34	12
4710-00-175-9348	22	5	4730-00-277-6372	42	9

SECTION IV

NATIONAL STOCK NUMBER AND PART NUMBER INDEX

TM 5-4310-346-20P
PMN 16 OF X42CEN4164R

STOCK NUMBER	FIGURE NO.	ITEM NO.	STOCK NUMBER	FIGURE NO.	ITEM NO.
4730-00-277-6375	27	19	5310-00-732-0558	12	4
4730-00-278-0187	0	5	5310-00-732-0558	34	15
4730-00-278-4740	4	2	5310-00-732-0558	41	19
5305-00-282-4919	34	20	5310-00-132-0559	50	4
4730-00-287-1691	4	6	5310-00-732-0560	50	15
4730-10-287-1766	2	29	5310-00-732-0560	51	6
4730-00-287-1766	2	3	4310-00-733-0561	38	3
5325-00-287-3777	12	17	4820-00-741-6960	5	1
4730-00-231-4950	30	6	5310-00-761-6882	10	9
4730-00-321-4950	41	14	5310-00-761-6882	20	2
4730-00-359-9487	23	5	5305-00-162-6041	47	3
6210-00-404-0558	8	4	5310-00-763-8901	47	1
5310-00-407-9566	24	2	5305-00-767-5081	44	3
4730-00-410-4408	4	11	5330-00-770-0242	17	7
4730-00-410-5490	4	8	5310-00-789-0398	4	20
4820-00-410-7002	35	5	5310-00-789-0398	9	1
4820-00-410-7354	34	22	5310-00-789-0398	11	27
4820-00-410-7379	42	12	5310-00-789-0398	17	12
4820-00-410-7393	42	11	5305-00-795-1122	16	22
4820-00-410-7404	42	14	5310-00-807-1468	44	1
4820-00-418-7455	34	23	4730-00-808-3833	47	13
4710-00-432-1162	41	7	5330-00-810-9659	13	5
2920-00-432-1197	9	5	5330-00-811-1445	20	25
4730-00-432-1712	20	1	5330-00-811-4905	25	6
6210-00-432-6095	8	8	4730-00-811-5587	37	6
6210-00-432-6182	8	6	4730-00-812-7192	13	1
4730-00-433-2994	41	9	4730-00-812-7192	24	16
4730-00-433-2994	41	12	5305-00-821-2881	16	24
5330-00-435-7035	2	27	4730-00-828-4207	27	18
5330-00-435-7060	6	9	2540-00-835-9039	52	4
5935-00-445-4604	10	12	5930-00-847-9863	10	21
5305-00-458-2562	10	1	6115-00-860-7115	25	14
4710-00-483-1190	5	12	5330-00-876-3971	25	12
4730-00-510-7194	20	24	2940-00-884-4691	23	7
5320-00-510-7823	44	8	5310-00-889-2528	5	8
5320-00-510-7823	44	22	5310-00-889-2606	12	11
2530-00-528-7224	50	3	5305-00-889-2997	11	22
4330-00-542-2060	21	6	5305-00-889-3000	9	10
5305-00-543-4662	23	10	5305-00-889-3000	10	7
5340-00-560-0011	9	3	5305-00-889-3000	20	8
5340-00-565-0011	11	26	5330-00-901-8258	26	12
4520-00-567-1630	11	2	2910-00-905-9792	4	15
4440-00-580-7293	38	13	4730-00-908-6294	16	19
5310-00-582-5965	1	15	5310-00-911-5467	47	24
5310-00-582-5965	2	3	5310-00-911-5467	48	6
5310-00-582-5965	2	7	5710-00-911-5468	47	25
5310-00-582-5965	16	12	5210-00-911-5468	48	7
5310-00-582-5965	23	9	5330-00-915-2266	27	21
5310-00-562-5965	37	8	5310-00-924-5968	10	16
5310-00-582-5965	52	10	4820-00-929-0726	4	4
5310-00-584-7888	41	2	5310-00-934-9747	2	18
4730-00-585-8394	16	1	5310-00-934-9747	9	8
5330-00-593-8970	25	16	5310-00-934-9747	10	5
5310-00-595-7237	34	16	5310-00-934-9747	20	6
5310-00-595-7237	41	20	5310-00-934-9747	46	23
5340-00-598-0597	11	24	5310-00-934-9751	1	21
5305-00-614-0247	25	9	5310-00-934-9751	13	15
5930-30-615-7897	10	18	5310-00-934-9751	35	1
5305-00-616-4831	9	2	5310-00-934-9751	41	1
5305-00-616-4831	11	28	5330-00-959-1048	13	6
5310-00-621-6128	12	5	5330-00-959-1048	20	22
5330-00-631-6649	50	11	5330-00-959-1048	34	9
5330-00-631-6649	51	3	5330-00-959-1048	41	10
5310-00-637-9541	8	7	5330-00-959-1048	42	3
5330-00-640-9476	36	6	5330-00-959-1048	43	5
6625-00-649-3408	10	27	5305-00-984-4984	2	13
5930-00-655-1520	10	17	5305-00-984-4984	10	23
5930-00-655-1575	10	19	5305-00-984-4984	46	25
5930-00-655-1582	10	20	5305-00-989-7435	35	3
5305-00-685-1634	10	4	5305-00-990-6444	1	1
5305-00-685-1634	17	1	5305-00-995-6311	35	7
5310-00-685-6967	21	2	5305-00-995-6311	41	3
4730-00-701-7737	5	11	5310-00-997-1888	1	5
2910-00-710-6054	5	9	5310-00-997-1888	2	6
5940-00-712-6404	36	2	5310-00-997-1888	16	11
4730-00-722-7214	20	30	5310-00-997-1888	23	8
5305-00-725-0154	52	3	5310-00-997-1888	37	7
4730-00-725-8322	20	27	5310-00-997-1888	52	9
6680-00-731-0032	25	5	6685-01-090-8146	20	9
5310-00-732-0558	6	1	6685-01-090-8147	20	12

SECTION IV

NATIONAL STOCK NUMBER AND PART NUMBER INDEX

TM 5-4310-346-20P
PMN 16 OF X42CEN4164R

STOCK NUMBER		FIGURE NO.	ITEM NO.	STOCK NUMBER		FIGURE NO.	ITEM NO.
6685-0-090-8878		20	10	6685-01-090-8879		20	11
FSCM	PART NUMBER	FIGURE NO.	ITEM NO.	FSCM	PART NUMBER	FIGURE NO.	ITEM NO.
07701	AA42ABS	44	8	57273	LFP-220-1137	20	11
07707	4042485	46	22	57273	LFP-220-1140	20	10
88044	AN3H17A	5	14	57273	LFP-224-1143	20	9
88044	AN502-10-12	34	20	57273	LFP-224-1188	20	12
88044	AN6227B34	38	6	06383	LST4	11	1
88044	AN6227B36	38	5	82990	MB1-5811	38	4
88044	AN6235-24	21	6	82990	MB1-5819	38	3
88044	AN6289-4	20	28	82990	MB1-5820	38	2
88044	AN6289-4	34	12	82990	MB1-5821	38	21
88044	AN6289-4	42	9	82990	MB1-5822	38	22
88044	AN6289D3	27	19	81349	MILC4952MA1	38	13
88044	AN815-4C	20	21	81349	MILH38390	43	3
88044	AN815-4C	34	8	96906	MS15795-214	6	8
88044	AN815-4C	42	2	96906	MS16228-4C	17	9
88044	AN815-4C	43	4	96906	MS16228-6C	12	18
88044	AN816-4-4C	35	8	96906	MS20822-4	24	17
88044	AN816-4-4C	41	4	96906	MS20822-4J	35	6
88044	AN816-4-4C	42	1	96906	MS20822-4J	41	14
88044	AN816-4-4C	43	2	96906	MS21042-4	44	1
88044	AN816-5J	37	6	96906	MS21044B04	11	21
88044	AN832-4C	24	11	96906	MS21318-7	44	5
88044	AN833-4	13	2	96906	MS21919DG2	9	3
88044	AN833-4	42	8	96906	MS21919DG2	11	26
88044	AN833-4C	20	30	96906	MS21919DG4	11	25
88044	AN893-3	13	4	96906	MS21919DG8	11	24
88044	AN9161D	24	18	96906	MS24325	50	7
88044	AN919-10C	34	1	96906	MS24325	50	8
88044	AN919-6J	20	24	96906	MS24325-1	50	3
88044	AN924-4	13	3	96906	MS24394D3	27	18
88044	AN924-4	20	19	96906	MS24395J4	20	27
88044	AN929-4	13	1	96906	MS25017-20	10	24
88044	AN929-4	24	16	96906	MS25081-1	10	16
88044	AN937C4	34	25	96906	MS25082-11	21	2
88044	AN938C4	20	23	96906	MS25089-1C	10	21
88044	AN938C4	34	10	96906	MS25089-2C	10	22
88044	AN938C4	41	11	96906	MS25231-1829	8	5
88044	AN960-416	1	6	96906	MS25231-1829	8	7
88044	AN960-416	12	2	96906	MS25231-1829	8	9
88044	AN960-416	44	2	96906	MS25649-2252	2	2
88044	AN960-616	12	12	96906	MS27183-6	8	2
88044	AN960-616	12	19	96906	MS28777-3	27	20
79470	A6774	4	4	96906	MS28177-4	20	29
78553	C31038-1420	16	17	96906	MS28777-4	34	13
93064	DHP440V	20	20	96906	MS28777-4	42	10
93064	DHS440V	43	1	96906	MS35000-1	12	14
18265	EAG04-2500	23	6	96906	MS35059-22	10	19
78385	G487083	16	23	96906	MS35059-23	10	20
78385	G488213	10	2	96906	MS35059-31	10	18
78385	G701226-21	16	27	96906	MS35206-215	11	22
7838	G701226-22	16	26	96906	MS35206-227	2	13
78385	G701226-23	11	2	96906	MS35206-227	10	23
78385	G704384	4	22	96906	MS35206-227	46	25
78385	G704591	10	25	96906	MS35206-230	9	10
78385	G704752	16	25	96906	MS35206-230	10	7
78380	G704754	11	17	96906	MS35206-230	20	8
18385	G704755	16	28	96906	MS35207-260	1	22
78385	G704769-1	11	3	96906	MS35207-261	1	1
78385	G704777	52	12	96906	MS35207-264	35	3
78385	G704781-2	1	9	96906	MS30207-271	35	7
78385	G704782-1	1	13	96906	MS30207-271	41	3
78385	G704782-2	1	12	96906	MS35265-61	25	10
78380	G704782-3	1	10	96906	MS35266-64	25	9
78385	G704782-3	2	9	96906	MS35266-65	9	2
78385	G704782-4	1	8	96906	MS35266-65	11	28
78385	G704790	1	3	96906	MS35333-42	34	16
78385	G704793	1	20	96906	MS35333-42	41	20
78385	G704797	2	22	96906	MS35335-30	9	9
78380	G704800	1	19	96906	MS35335-30	10	6
78385	G704809	2	26	96906	MS35335-30	20	7
78385	G704823	1	4	96906	MS35335-30	46	24
78385	G704827	2	5	96906	MS35335-33	5	7
78385	G704832	2	8	96906	MS35335-33	10	10
18430	HF300	43	8	96906	MS35335-33	17	4
82990	HPD1	38	1	96906	MS35335-33	20	3

SECTION IV

NATIONAL STOCK NUMBER AND PART NUMBER INDEX

TM 5-4310-346-20P
PMN 19 OF X42CEN4164R

FSCM	PART NUMBER	FIGURE NO.	ITEM NO.	FSCM	PART NUMBER	FIGURE NO.	ITEM NO.
96906	MS35335-35	12	5	96906	MS90725-6	52	11
96906	MS35335-62	16	21	96906	MS90725-62	6	3
96906	MS35338-41	2	14	96906	MS90725-62	12	6
96906	MS35338-43	1	2	96906	MS90725-62	34	17
96906	MS35338-43	1	25	96906	MS90725-62	41	21
96906	MS35338-43	35	2	96906	MS90725-7	1	7
96906	MS35338-43	41	2	96906	MS90725-7	10	11
96906	MS35338-44	1	15	96906	MS90727-112	52	3
96906	MS35338-44	2	3	96906	MS90727-189	47	3
96906	MS35338-44	2	7	74400	M5600	10	8
96906	MS35338-44	16	12	81349	M83248-1-114	26	9
96906	MS35338-44	23	9	80205	NAS1593-013	25	6
96906	MS35338-44	37	8	80205	NAS1593-028	26	12
96906	MS35338-44	52	10	80205	NAS1593-114	25	16
96906	MS35338-45	24	2	80205	NAS1595-3	27	21
96906	MS35338-46	6	2	80205	NAS1595-4	20	22
96906	MS35338-46	6	7	80205	NAS1595-4	34	9
96906	MS35338-46	50	5	80205	NAS1595-4	41	10
96906	MS35338-48	50	14	80205	NAS1595-4	42	3
96906	MS35338-48	51	7	80205	NAS1595-4	43	5
96906	MS35338-48	52	2	80206	NAS1595-4	13	6
96906	MS35338-51	47	2	80205	NAS1595-6	20	25
96906	MS35389-6	50	2	80205	NAS1595-8	13	5
96906	MS35392-52	50	1	28968	PY271M0DI	43	6
96906	MS35425-39	12	1	28968	PY271M0DI	21	1
96906	MS35425-42	12	11	34924	QS200M40S	23	1
96906	MS35489-69	12	21	08484	QS200M72S	23	5
96906	MS35489-77	12	17	84971	TA4C56D26	35	4
96906	MS35490-10	4	18	34924	TYPECWC2INID	23	2
96906	MS35649-2252	1	5	70628	TYPE11AX1-171-2	16	3
96906	MS35649-2252	2	6	70628	TYPE11AX1-38	16	4
96906	MS35649-2252	16	11	70628	TYPE11AX1-44	16	2
96906	MS35649-2252	23	8	70628	TYPE11AX3	16	7
96906	MS35649-2252	37	7	73559	Y11	10	15
96906	MS35649-2252	52	9	79470	00904B102102-8	4	14
96906	MS35649-2382	6	6	95026	10-606	50	9
96906	MS35649-262	2	18	78385	116B100-16	42	13
96906	MS35649-262	9	8	78385	116B100-17	42	14
96906	MS35649-262	10	5	78385	116B100-19	35	5
96906	MS35649-262	20	6	78385	118B100-29	42	11
96906	MS35649-262	46	23	78385	118B100-30	42	12
96906	MS35650-302	1	21	95026	12-606	50	16
96906	MS35650-302	13	15	08108	1203	9	7
96906	MS35650-302	35	1	61349	129882	20	13
96906	MS35650-302	41	1	97403	13206E1253	23	7
96906	MS35650-3392	52	1	97403	13208E8881	47	4
96906	MS35842-16	16	19	27192	1325-1406	10	3
88044	MS45901-9	21	3	95026	14-1000	50	11
96906	MS45904-68	5	8	95026	14-1000	51	3
96906	MS51085-1	5	15	95026	14-801	47	7
96906	MS51086-1	4	15	78385	140B0100-1	34	23
96906	MS51321-1	5	9	78385	14203	12	15
96906	MS51335-2	52	4	95026	15-1001	50	10
96906	MS51958-63	4	21	95026	15-1001	51	2
96906	MS51958-63	17	11	95026	17X135	50	17
96906	MS51967-2	10	9	95026	17X135	51	9
96906	MS51967-2	20	2	95026	17X136	50	12
96906	MS51967-8	6	1	95026	17X136	51	4
96906	MS51967-8	12	4	95026	17X137	50	18
96906	MS51967-8	34	15	95026	17X137	51	10
96906	MS51967-8	41	19	95026	17X138	50	13
96906	MS51968-14	50	15	95026	17X138	51	5
96906	MS51968-14	51	6	78385	170677	10	1
96906	MS51968-23	47	1	78385	171079	26	10
96906	MS51968-8	50	4	95026	2-906	47	24
96906	MS53046-1	12	13	95026	2-906	48	6
96906	MS53063-3	20	5	95026	20-606	51	8
96906	MS9048-013	13	8	10989	20011-4-464	41	9
96906	MS90725-10	16	13	10989	20011-4-464	41	12
96906	MS90725-14	21	4	95026	21-606	51	1
96906	MS90725-15	37	9	78252	2343B053	2	24
96906	MS90725-38	24	1	99742	241	36	3
96906	MS90725-5	2	15	91816	249A4TT	20	26
96906	MS90725-5	5	6	78385	2670100-9	34	22
96906	MS90725-5	20	4	66295	28H	16	1
96906	MS90725-5	23	10	78369	3	16	18
96906	MS90725-58	50	6	95026	3-410	47	13
96906	MS90725-6	2	1	27193	30-5632-14	46	20
96906	MS90725-6	16	16	78385	311527	37	3
96906	MS90725-6	17	3	00779	320555	36	2

SECTION IV

NATIONAL STOCK NUMBER AND PART NUMBER INDEX

TM 5-4310-346-20P
 PMN 20 OF X42CEN4164R

FSCM	PART NUMBER	FIGURE NO.	ITEM NO.	FSCM	PART NUMBER	FIGURE NO.	ITEM NO.
28968	3212F2B	37	4	78385	4428-0392	22	6
57733	357W	10	27	78385	4428-0393	22	5
95026	4-410	47	14	78385	4428-0394	22	4
30780	4FB12B	20	1	78385	4428-0395	22	3
78385	407-0457	24	3	78385	4428-0396	22	2
78385	407-0462	8	11	78385	4428-0397	22	1
78385	407-0464-1	34	18	78385	4428-0398	22	7
78385	407-0464-2	34	19	78385	4428-0400	34	2
78385	407-0482	13	19	78385	4428-0402	43	7
78385	407-0483	23	11	78385	4428-0408	34	3
78385	408-0058	25	15	78385	4428-0418	42	4
78385	410-0059	26	11	78385	4428-0420	42	5
78385	410-0132	25	11	78385	4428-0422	42	6
78385	414-0220	16	5	78385	4428-0424	42	7
78385	417-0077	13	16	78385	4428-0427	34	24
78385	417-0078	13	18	78385	4428-0428	34	7
78385	425-0152	13	17	78385	4428-0429	34	4
78385	425-0153	13	10	78385	4428-0430	34	5
78385	428-0525	16	10	78385	4428-0431	37	1
78385	428-0579	22	8	78385	4440-0010	26	8
78385	428-0580	4	1	78385	4445-0230	12	9
78385	428-0581	4	5	78385	4445-0231	10	12
78385	428-0582	4	9	78385	4445-0232	12	7
78385	428-0583	4	12	78385	4445-0233	12	8
78385	428-0584	4	17	78385	4445-0234	26	1
78385	428-0585	4	19	78385	4445-0237-1	8	4
78385	428-0591	5	3	78385	4445-0237-2	8	6
78385	428-0592	5	4	78385	4445-0237-3	8	8
78385	428-0593	5	12	78385	4445-0240	11	23
78385	428-0619	4	7	78385	4445-0241-1	11	14
78385	428-0621	37	5	78385	4445-0241-2	11	13
78385	4280598	2	28	78385	4445-0242	11	12
78385	430-0133	13	9	78385	4445-0243-1	11	11
78385	434-0319	46	19	78385	4445-0243-2	11	10
78385	434-0320	46	18	78385	4445-0244-1	11	9
78385	434-0321	46	17	78385	4445-0244-2	11	8
78385	434-0322	46	16	78385	4445-0244-3	11	7
78385	434-0323	46	15	78385	4445-0244-4	11	6
78385	434-0324	46	14	78385	4445-0244-5	11	5
78385	434-0325	46	13	78385	4445-0244-6	11	19
78385	434-0326	46	12	78385	4445-0245	11	4
78385	434-0327	46	11	78385	4445-0246-1	11	16
78385	434-0328	46	10	78385	4445-0246-2	11	15
78385	434-0329	46	9	78385	4445-0247	13	14
78385	434-0330	46	8	78385	4445-0248	35	9
78385	434-0331	46	7	78385	4445-0249	41	5
78385	434-0332	46	6	78385	4445-0250	12	10
78385	434-0333	46	5	78385	4445-0251	9	5
78385	434-0334	46	4	78385	4445-0254	11	18
78385	434-0335	46	3	78385	445-0076-3	13	11
78385	434-0336	46	2	78385	445-0076-4	13	12
78385	434-0337	46	1	78385	445-0078	13	13
78385	434-0342	44	4	78385	4455-0029	35	10
78385	434-0343	36	1	78385	4457-0027	12	20
78385	434-0345	44	13	78385	4457-0028	12	3
78385	434-0347	44	12	78385	4457-0029	2	20
78385	434-0348	44	7	78385	4465-0051	37	10
78385	434-0349	44	11	78385	4468-0002	25	5
78385	434-0350	44	10	78385	448-0250	25	7
78385	434-0351	44	9	78385	455-0007	25	14
78385	434-0361	44	14	78385	455-0008	25	13
78385	434-0364	46	21	78385	455-0057	12	16
78385	437-0030	25	17	78385	468-0091-1	4	3
78385	437-0126	25	12	78385	468-0092	34	21
78385	437-0348	6	9	78385	468-0093	5	16
78385	4407-0102	6	5	78385	468163	17	5
78385	4410-0276	25	8	78385	476623	5	10
78385	4428-0171	20	18	78385	476624	5	11
78385	4428-0356	27	17	78385	484249	5	1
78385	4428-0358	16	15	78385	484487	17	2
78385	4428-0359	16	14	78385	485290	4	10
78385	4428-0360	16	8	78385	486238	17	8
78385	4428-0361	20	15	78385	486802	17	7
78385	4428-0362	20	14	78385	486803	17	6
78385	4428-0363	20	17	78385	487120	16	22
78385	4428-0364	20	16	78385	487274	16	24
78385	4428-0377	34	6	78385	487275	10	4
78385	4428-0385	41	13	78385	487275	17	1
78385	4428-0386	41	6	78385	487370	4	20
78385	4428-0387	41	7	78385	487370	9	1

SECTION IV

NATIONAL STOCK NUMBER AND PART NUMBER INDEX

TM 5-4310-346-20P
 PMN 21 OF X42CEN4164R

FSCM	PART NUMBER	FIGURE NO.	ITEM NO.	FSCM	PART NUMBER	FIGURE NO.	ITEM NO.
78385	487370	11	27	78385	702783	23	4
78385	487370	17	12	78385	703640	5	13
78385	488095	10	17	78385	704780	1	14
78385	488096	10	26	78385	704781-1	1	11
78385	488097	10	13	78385	704786	2	16
78385	488098	10	14	78385	704787	1	16
78385	489544	17	10	78385	704794-1	2	17
78385	489696	44	3	78385	704794-2	1	17
95026	5-7016	47	5	78385	704794-3	1	18
75833	5540EE2	4	11	78385	704796	2	21
90005	574600	21	5	78385	704798	2	19
78385	628-0037-1	24	19	78385	704811-1	2	10
78385	628-0037-2	37	2	78385	704811-2	2	11
79470	64X5	4	6	78385	704811-3	2	4
78385	657-0013	2	30	78385	704816-1	1	23
78385	657-0013-13	2	25	78385	704816-2	1	24
78385	657-0016	6	4	78385	704824	17	13
79470	66X3	5	2	78385	704833	2	27
79470	66X5	4	16	78385	730011-2	9	4
02750	6607A-9-38A	41	8	78385	730011-3	11	20
79470	68X5	4	13	78385	736070-2	16	9
30327	69F3-16X1-8	5	5	66295	736862-2	16	6
79470	69X4	2	29	79470	74X5	4	8
79470	69X4	23	3	78385	76475	8	3
79470	69X5	4	2	18876	8013290	43	9
95026	7-914	47	25	95026	9X148	47	23
95026	7-914	48	7	95026	9X148	48	5
78385	700269	16	20	95026	9X207	47	6
78385	700860	8	1	01930	9700-2G	2	23
78385	701253	8	10	78385	978ML24	17	14
95026	7016-05	47	8				

By Order of the Secretary of the Army:

Official:

JOHN A. WICKHAM, JR.
General, United States Army
Chief of Staff

ROBERT M. JOYCE
Major General United States Army
The Adjutant General

DISTRIBUTION:

To be distributed in accordance with DA Form 12-25A, Organizational Maintenance requirements for Air Compressors, 15 CFM.

RECOMMENDED CHANGES TO EQUIPMENT TECHNICAL PUBLICATIONS



THEN... JOT DOWN THE DOPE ABOUT IT ON THIS FORM. CAREFULLY TEAR IT OUT, FOLD IT AND DROP IT IN THE MAIL!

SOMETHING WRONG WITH THIS PUBLICATION?

FROM: (PRINT YOUR UNIT'S COMPLETE ADDRESS)
PFC JOHN DOE
COA, 3d ENGINEER BN
FT. LEONARDWOOD, MD 63108
 DATE SENT

PUBLICATION NUMBER: **TM 5-4310-346-20P**
 PUBLICATION DATE: **6 Jan 84**
 PUBLICATION TITLE: **Compressor, Air Reciprocating Power Driven 15 CFM, 3500 PSI, 4 wheel Mounted.**

BE EXACT... PIN-POINT WHERE IT IS				IN THIS SPACE TELL WHAT IS WRONG AND WHAT SHOULD BE DONE ABOUT IT:
PAGE NO	PARA-GRAPH	FIGURE NO	TABLE NO	
6	2-1 a			<i>In line 6 of paragraph 2-1 a the manual states the engine has <u>6</u> cylinders. The engine on my set only has <u>4</u> cylinders. Change the manual to show <u>4</u> cylinders.</i>
B1		4-3		<i>Callout 16 on figure 4-3 is pointing at a <u>bolt</u>. In key to figure 4-3, item 16 is called a <u>shim</u> - Please correct one or the other.</i>
125	line 20			<i>I ordered a gasket, item 19 on figure B-16 by NSN 2 910-00-762-3001. I got a gasket but it doesn't fit. Supply says I got what I ordered, so the NSN is wrong. Please give me a <u>good NSN</u></i>

PRINTED NAME, GRADE OR TITLE, AND TELEPHONE NUMBER: **JOHN DOE, PFC (268) 317-7111**
 SIGN HERE: *John DOE*
JOHN DOE

DA FORM 2028-2
 1 JUL 79

PREVIOUS EDITIONS ARE OBSOLETE.
 DRSTS-M Overprint 1, 1 Nov 80

P.S.--IF YOUR OUTFIT WANTS TO KNOW ABOUT YOUR RECOMMENDATION MAKE A CARBON COPY OF THIS AND GIVE IT TO YOUR HEADQUARTERS.

TEAR ALONG PERFORATED LINE

REVERSE OF DA FORM 2028-2 Reverse of DRSTS-M Overprint 2,
1 Nov 80

FILL IN YOUR
UNIT'S ADDRESS

FOLD BACK

DEPARTMENT OF THE ARMY

OFFICIAL BUSINESS
PENALTY FOR PRIVATE USE \$300

POSTAGE AND FEES PAID
DEPARTMENT OF THE ARMY
DOD 314



TEAR ALONG PERFORATED LINE

COMMANDER
U S ARMY SUPPORT AND AVIATION MATERIEL READINESS COMMAND
ATTN: DRSTS-MPSD
4300 GOODFELLOW BOULEVARD
ST. LOUIS, MO 63120

REVERSE OF DA FORM 2028-2 Reverse of DRSTS-M Overprint 2,
1 Nov 80

FILL IN YOUR
UNIT'S ADDRESS

FOLD BACK

DEPARTMENT OF THE ARMY

OFFICIAL BUSINESS
PENALTY FOR PRIVATE USE \$300

POSTAGE AND FEES PAID
DEPARTMENT OF THE ARMY
DOD 314



TEAR ALONG PERFORATED LINE

COMMANDER
U S ARMY SUPPORT AND AVIATION MATERIEL READINESS COMMAND
ATTN: DRSTS-MPSD
4300 GOODFELLOW BOULEVARD
ST. LOUIS, MO 63120

The Metric System and Equivalents

Linear Measure

1 centimeter = 10 millimeters = .39 inch
 1 decimeter = 10 centimeters = 3.94 inches
 1 meter = 10 decimeters = 39.37 inches
 1 dekameter = 10 meters = 32.8 feet
 1 hectometer = 10 dekameters = 328.08 feet
 1 kilometer = 10 hectometers = 3,280.8 feet

Weights

1 centigram = 10 milligrams = .15 grain
 1 decigram = 10 centigrams = 1.54 grains
 1 gram = 10 decigrams = .035 ounce
 1 dekagram = 10 grams = .35 ounce
 1 hectogram = 10 dekagrams = 3.52 ounces
 1 kilogram = 10 hectograms = 2.2 pounds
 1 quintal = 100 kilograms = 220.46 pounds
 1 metric ton = 10 quintals = 1.1 short tons

Liquid Measure

1 centiliter = 10 milliliters = .34 fl. ounce
 1 deciliter = 10 centiliters = 3.38 fl. ounces
 1 liter = 10 deciliters = 33.81 fl. ounces
 1 dekaliter = 10 liters = 2.64 gallons
 1 hectoliter = 10 dekaliters = 26.42 gallons
 1 kiloliter = 10 hectoliters = 264.18 gallons

Square Measure

1 sq. centimeter = 100 sq. millimeters = .155 sq. inch
 1 sq. decimeter = 100 sq. centimeters = 15.5 sq. inches
 1 sq. meter (centare) = 100 sq. decimeters = 10.76 sq. feet
 1 sq. dekameter (are) = 100 sq. meters = 1,076.4 sq. feet
 1 sq. hectometer (hectare) = 100 sq. dekameters = 2.47 acres
 1 sq. kilometer = 100 sq. hectometers = .386 sq. mile

Cubic Measure

1 cu. centimeter = 1000 cu. millimeters = .06 cu. inch
 1 cu. decimeter = 1000 cu. centimeters = 61.02 cu. inches
 1 cu. meter = 1000 cu. decimeters = 35.31 cu. Feet

Approximate Conversion Factors

<i>To change</i>	<i>To</i>	<i>Multiply by</i>	<i>To change</i>	<i>To</i>	<i>Multiply by</i>
inches	centimeters	2.540	ounce-inches	newton-meters	.007062
feet	meters	.305	centimeters	inches	.394
yards	meters	.914	meters	feet	3.280
miles	kilometers	1.609	meters	yards	1.094
square inches	square centimeters	6.451	kilometers	miles	.621
square feet	square meters	.093	square centimeters	square inches	.155
square yards	square meters	.836	square meters	square feet	10.764
square miles	square kilometers	2.590	square meters	square yards	1.196
acres	square hectometers	.405	square kilometers	square miles	.386
cubic feet	cubic meters	.028	square hectometers	acres	2.471
cubic yards	cubic meters	.765	cubic meters	cubic feet	35.315
fluid ounces	milliliters	29.573	cubic meters	cubic yards	1.308
pints	liters	.473	milliliters	fluid ounces	.034
quarts	liters	.946	liters	pints	2.113
gallons	liters	3.785	liters	quarts	1.057
ounces	grams	28.349	liters	gallons	.264
pounds	kilograms	.454	grams	ounces	.035
short tons	metric tons	.907	kilograms	pounds	2.205
pound-feet	newton-meters	1.356	metric tons	short tons	1.102
pound-inches	newton-meters	.11296			

Temperature (Exact)

°F	Fahrenheit	5/9 (after	Celsius	°C
	temperature	subtracting 32)	temperature	

TM 5-4310-346-20P

PIN: 026846-000